

REPORT OF THE TREASURER  
TO THE BOARD OF EDUCATION


Franklin Township School

All Funds

For The Month Ending: MARCH - 2017

Line #	FUNDS	(1) Beginning Cash Balance	(2) Cash Receipts MARCH	(3) Cash Disbursements MARCH	(4) Ending Cash Balances (1) + (2) + (3)
<b>GOVERNMENTAL FUNDS:</b>					
1	General Fund - Fund 10	\$1,161,803.71	\$989,734.14	\$623,802.44	\$1,527,735.41
2	Special Revenue Fund - Fund 20	\$15,834.86	\$15,591.00	\$22,971.00	\$8,454.86
3	Capital Projects Fund - Fund 30	\$6.64	\$0.00	\$6.64	\$0.00
4	Debt Service Fund - Fund 40	\$0.14	\$0.00	\$0.00	\$0.14
5	<b>Total Governmental Funds:</b>	<b>\$1,177,645.35</b>	<b>\$1,005,325.14</b>	<b>\$646,780.08</b>	<b>\$1,536,190.41</b>
<b>ENTERPRISE FUNDS ( Fund 6X ) :</b>					
6	Pre-School Program - Fund 60	\$50,488.38	\$4,975.70	\$5,327.96	\$50,136.12
6A	Food Service - Fund 61	\$15,323.88	\$6,547.58	\$5,129.27	\$16,742.19
	<b>Total Enterprise Funds:</b>	<b>\$65,812.26</b>	<b>\$11,523.28</b>	<b>\$10,457.23</b>	<b>\$66,878.31</b>
	<b>Total Governmental and Enterprise Funds:</b>	<b>\$1,243,457.61</b>	<b>\$1,016,848.42</b>	<b>\$657,237.31</b>	<b>\$1,603,068.72</b>
<b>TRUST AND AGENCY FUNDS ( Fund 9X ) :</b>					
7	Payroll	\$550.00	\$172,260.24	\$172,260.24	\$550.00
8	Payroll Agency	\$8,601.16	\$175,963.12	\$176,148.80	\$8,415.48
9	Unemployment Trust Fund	\$40,167.28	\$889.05	\$0.00	\$41,056.33
10	Summer Pay Trust Fund	\$51,328.92	\$8,162.66	\$24.56	\$59,467.02
11	<b>Total Trust and Agency Funds:</b>	<b>\$100,647.36</b>	<b>\$357,275.07</b>	<b>\$348,433.60</b>	<b>\$109,488.83</b>
12	<b>TOTAL ALL FUNDS ( Lines 5+6+10 ) :</b>	<b>\$1,344,104.97</b>	<b>\$1,374,123.49</b>	<b>\$1,005,670.91</b>	<b>\$1,712,557.55</b>

Prepared and Submitted By:

  
Raymond B. Krov, Treasurer of School Monies

April 12, 2017

Date

Interim Balance Sheet

ASSETS AND RESOURCES

ASSETS	
101 Cash in checking account	\$ 1,202,250.63
102-106 Other cash equivalents	\$ 1,550.00
Total cash	\$ 1,203,800.63
111 Investments	\$ 0.00
114 Investment interest receivable	\$ 0.00
116 Capital reserve account	\$ 213,278.04
117 Maintenance reserve account	\$ 110,656.74
121 Tax levy receivable	\$ 915,171.38
Accounts receivable	
132 Interfund	\$ 0.00
141 Intergovernmental - state	\$ 757.11
142 Intergovernmental - federal	\$ 0.00
143 Intergovernmental - other	\$ 0.00
153 Other Accounts Receivable	\$ 15,137.98
	\$ 15,895.09
Loans receivable	
131 Interfund	\$ 0.00
151 Other Loans Receivable	\$ 0.00
	\$ 0.00
199 Other current assets	\$ 0.00
RESOURCES	
301 Estimated revenues (from adjusted budget)	\$ 5,987,387.28
302 Less: revenues collected or accrued	\$ (5,968,576.28)
	\$ 18,811.00
TOTAL ASSETS AND RESOURCES	
	\$ 2,477,612.88

LIABILITIES AND FUND EQUITY

LIABILITIES	
401 Interfund loans payable	\$ 0.00
402 Interfund accounts payable	\$ (0.01)
411 Intergovernmental accounts payable - state	\$ 0.00
412 Intergovernmental accounts payable - federal	\$ 0.00
413 Intergovernmental accounts payable - other	\$ 0.00
421 Accounts payable	\$ 8,478.76
422 Judgments payable	\$ 0.00
430 Compensated absences payable	\$ 0.00
431 Contracts payable	\$ 0.00
451 Loans payable	\$ 0.00
481 Deferred revenues	\$ 0.00
499 Other current liabilities	\$ 0.00
Total liabilities	\$ 8,478.75

1,203,800.63  
 213,278.04  
 110,656.74

1,527,735.41 \*

**FUND EQUITY**

Appropriated:

753 Reserve for encumbrances - current year		\$	1,704,473.11	
754 Reserve for encumbrances - prior year		\$	0.00	
761 Reserved fund balance Capital Reserve - July 1, 2016	\$	212,762.07		
604 Add: Increase in capital reserve	\$	0.00		
307 Less: Budgeted withdrawal from capital reserve - eligible costs	\$	(80,000.00)		
309 Less: Budgeted withdrawal from capital reserve - excess costs	\$	0.00		
317 Less: Budgeted withdrawal from capital reserve - transfer to Debt Svc	\$	0.00		
Subtotal - capital reserve			\$	132,762.07
764 Reserved fund balance Maintenance Reserve - July 1, 2016	\$	191,756.74		
506 Add: Increase in maintenance reserve	\$	0.00		
310 Less: Budgeted withdrawal from maintenance reserve	\$	(81,100.00)		
Subtotal - maintenance reserve			\$	110,656.74
760 Other reserves			\$	0.00
771 Designated Fund Balance			\$	0.00
772 Designated Fund Balance - ARRA/SEMI			\$	0.00
501 Appropriations		\$	6,572,535.07	
502 Less: expenditures	\$	4,614,075.20		
503 Less: encumbrances	\$	1,704,473.11	\$	(6,318,548.31)
Appropriations less expenditures			\$	253,986.76
				\$ 2,201,878.68
Unappropriated:				
770 Fund Balance, July 1, 2016			\$	298,245.87
503 Less: budgeted fund balance			\$	(30,990.42)
Unappropriated fund balance				\$ 267,255.45
Total fund equity				\$ 2,469,134.13
<b>TOTAL LIABILITIES AND FUND EQUITY</b>				<b>\$ 2,477,612.88</b>

**RECAPITULATION OF FUND BALANCE - CURRENT YEAR ACTIVITY**

	Budgeted	Actual	Variance
Appropriations	\$ 6,572,535.07	\$ 6,318,548.31	\$ 253,986.76
Less: Revenues	\$ (5,987,387.28)	\$ (5,968,576.28)	\$ (18,811.00)
Subtotal	\$ 585,147.79	\$ 349,972.03	\$ 235,175.76
Change in capital reserve			
Plus - Increase in reserve	\$ 0.00	\$ 515.97	\$ (515.97)
Less - Withdrawal from reserve	\$ (80,000.00)	\$ 0.00	\$ (80,000.00)
Change in maintenance reserve			
Plus - Increase in reserve	\$ 0.00	\$ 0.00	\$ 0.00
Less - Withdrawal from reserve	\$ (81,100.00)	\$ (81,100.00)	\$ 0.00
Less: adjustment to appropriations for Prior Year Encumbrances	\$ (393,057.37)	\$ (393,057.37)	\$ 0.00
Total current year budgeted fund balance	\$ 30,990.42	\$ (123,669.37)	\$ 154,659.79
Add: Unappropriated fund balance			\$ 267,255.45
Total of budgeted and unappropriated fund balance			\$ 421,915.24

**Revenues/Sources of Funds**

Acct Group	Group Title	Budgeted Est.	Transfers	Adj. Budget	Act to Date	Unrealized Under/(Over)
Recap	From Recap of Fund Balance	30,990.42	393,057.37	424,047.79	269,388.00	154,659.79
307/309/317	Bgtd wdrwl from cap rsv	80,000.00	0.00	80,000.00	0.00	80,000.00
310	Bgtd wdrwl from maint rsv	0.00	81,100.00	81,100.00	81,100.00	0.00
52xx	From Transfers	0.00	0.00	0.00	6.64	(6.64)
1xxx	From Local Sources	5,463,982.28	150,000.00	5,613,982.28	5,635,164.64	(21,182.36)
2xxx	From Intermediate Sources	0.00	0.00	0.00	0.00	0.00
3xxx	From State Sources	373,405.00	0.00	373,405.00	333,405.00	40,000.00
4xxx	From Federal Sources	0.00	0.00	0.00	0.00	0.00
5xxx	From Other Sources	0.00	0.00	0.00	0.00	0.00
<b>Grand Totals</b>		<b>5,948,377.70</b>	<b>624,157.37</b>	<b>6,572,535.07</b>	<b>6,319,064.28</b>	<b>253,470.79</b>

**Fund 11 (Current Expense Fund)**

Account Group	Group Title	Original Bgt	New App/Tmsf	Revised Bgt	Expenditures	Encumbrances	Avail Balance	Refunds
Regular programs-Instruction		1,751,063.36	0.00	1,751,063.36	1,246,780.53	504,282.83	0.00	0.00
Regular programs-Home Instruction		1,000.00	0.00	1,000.00	420.00	580.00	0.00	0.00
Regular programs-Undistrib Instruction		852,996.28	151,639.37	1,004,635.65	779,850.66	130,752.21	94,032.78	25,561.33
Special Program Instr Alloc of Benefits		37,929.27	(2,000.00)	35,929.27	9,800.00	26,129.27	0.00	0.00
Special Education-Multiple Disabilities		0.00	0.00	0.00	0.00	0.00	0.00	0.00
Special education-Resource room		513,302.69	63,985.69	577,288.38	306,497.73	270,768.33	22.32	0.00
Pre School Handicapped		142,599.64	(49,256.55)	93,343.09	53,615.61	33,513.26	6,214.22	0.00
ESY - Extended School Year		0.00	0.00	0.00	0.00	0.00	0.00	0.00
Basic skills/remedial-instruction		90,185.82	0.00	90,185.82	63,978.52	24,874.76	1,332.54	0.00
Curricular activities-instruction		9,000.00	0.00	9,000.00	2,212.50	6,787.50	0.00	0.00
School Sponsored Athletics Instruction		26,500.00	130.45	26,630.45	(1,291.00)	18,710.08	9,211.37	18,984.25
Other instructional programs		19,179.00	0.00	19,179.00	19,178.90	0.10	0.00	8,000.25
Undistributed expense-instruction		164,559.50	4,418.54	168,978.04	124,747.20	36,224.28	8,006.56	0.00
Attendance		45,296.64	(200.00)	45,096.64	27,571.70	17,524.94	0.00	0.00
Health services		91,113.36	3,545.00	94,658.36	56,454.75	36,991.08	1,212.53	0.00
Other support svc-Related svcs		73,268.00	17,228.50	90,496.50	53,383.54	34,184.49	2,928.47	0.00
Other support svc-students-reg		99,496.44	0.00	99,496.44	61,039.02	37,213.01	1,244.41	0.00
Other support svc-students-spec		265,288.70	9,052.13	274,340.83	165,467.73	103,373.94	5,499.16	2,676.96
Impr of inst-other sup-instruc		101,947.46	27.76	101,975.22	72,059.12	28,447.35	1,468.75	0.00
Library and educ media		18,994.55	0.00	18,994.55	13,724.95	3,622.93	1,646.67	0.00
Inst. staff training svcs		2,000.00	0.00	2,000.00	1,064.00	0.00	936.00	0.00
Support svc-general admin		295,355.16	24,037.56	319,392.72	260,748.80	49,465.25	9,178.67	3,971.82
Support svc-school admin		89,238.57	1,321.92	90,560.49	66,307.68	23,941.06	311.75	0.00
Centrl Svcs/Bus. Svcs		205,957.25	2,604.14	208,561.39	164,268.21	41,082.43	3,210.75	23,900.00
Centrl Svcs Adm Info Tech		0.00	0.00	0.00	0.00	0.00	0.00	0.00
Operation/maint of plant svc		549,676.55	152,546.44	702,222.99	517,927.76	157,202.72	27,092.51	22,678.76
Student transportation svcs		295,423.44	201,173.82	496,597.26	401,744.79	76,213.42	18,639.05	13,151.94
Employee Benefits		90,870.02	1,022.60	91,892.62	12,766.57	38,452.87	40,673.18	0.00
506	Increase in Maint Rsv	0.00	0.00	0.00	0.00	0.00	0.00	0.00
<b>Grand Totals for fund 11:</b>		<b>5,832,241.70</b>	<b>581,277.37</b>	<b>6,413,519.07</b>	<b>4,480,319.27</b>	<b>1,700,338.11</b>	<b>232,861.69</b>	<b>118,925.31</b>

**Fund 12 (Capital Outlay Fund)**

Account Group	Group Title	Original Bgt	New App/Tmsf	Revised Bgt	Expenditures	Encumbrances	Avail Balance	Refunds
504	Increase in Cap Rsv	0.00	0.00	0.00	515.97	0.00	(515.97)	0.00
Equip		80,000.00	42,880.00	122,880.00	97,619.93	4,135.00	21,125.07	0.00
Facil acquis/const		36,136.00	0.00	36,136.00	36,136.00	0.00	0.00	0.00
<b>Grand Totals for fund 12:</b>		<b>116,136.00</b>	<b>42,880.00</b>	<b>159,016.00</b>	<b>134,271.90</b>	<b>4,135.00</b>	<b>20,609.10</b>	<b>0.00</b>

**Fund 18 (Education Jobs Fund)**

Account Group	Group Title	Original Bgt	New App/Tmsf	Revised Bgt	Expenditures	Encumbrances	Avail Balance	Refunds
Grade 1-5 Instruction		0.00	0.00	0.00	0.00	0.00	0.00	0.00
Regular programs-Undistrib Instruction		0.00	0.00	0.00	0.00	0.00	0.00	0.00
<b>Grand Totals for fund 18:</b>		<b>0.00</b>	<b>0.00</b>	<b>0.00</b>	<b>0.00</b>	<b>0.00</b>	<b>0.00</b>	<b>0.00</b>

**Grand Totals for all Subfunds of Fund 10:** 5,948,377.70 624,157.37 6,572,535.07 4,614,591.17 1,704,473.11 253,470.79 118,925.31

**Revenues Summary**

Acct Group	Group Title	Budgeted Est.	Transfers	Adj. Budget	Act to Date	Unrealized Under/(Over)
Recap	From Recap of Fund Balance	30,990.42	393,057.37	424,047.79	269,388.00	154,659.79
307/309/317	Bgtd wdrwl from cap rsv	80,000.00	0.00	80,000.00	0.00	80,000.00
310	Bgtd wdrwl from maint rsv	0.00	81,100.00	81,100.00	81,100.00	0.00
10-5200-000-000	Transfer from Other Funds	0.00	0.00	0.00	6.64	(6.64)
10-1210-000-000	LOCAL TAX LEVY	5,439,982.28	0.00	5,439,982.28	5,439,982.28	0.00
10-1300-000-000	Tuition-Parent Paid	0.00	0.00	0.00	0.00	0.00
10-1320-000-000	Tuition-Other LEA in State	0.00	0.00	0.00	2,498.63	(2,498.63)
10-1350-000-000	Tuition-Summer School	10,000.00	0.00	10,000.00	8,815.31	1,184.69
10-1500-000-000	Miscellaneous Revenue	0.00	0.00	0.00	3,324.12	(3,324.12)
10-1510-000-000	Interest Income	5,500.00	0.00	5,500.00	4,228.92	1,271.08
10-1511-000-000	Capital Reserve Interest	0.00	0.00	0.00	263.42	(263.42)
10-1520-000-000	Restricted Misc Rev	0.00	0.00	0.00	0.00	0.00
10-1900-000-000	Misc. Income	5,000.00	0.00	5,000.00	6,755.35	(1,755.35)
10-1910-000-000	Building Use Revenue	500.00	0.00	500.00	2,255.00	(1,755.00)
10-1960-000-000	Services Provided to Other LEA	0.00	0.00	0.00	13,749.94	(13,749.94)
10-1980-000-000	Refund of Prior Yr Expenditures	0.00	0.00	0.00	33,764.20	(33,764.20)
10-1981-000-000	EE Health Contributions	0.00	150,000.00	150,000.00	117,710.47	32,289.53
10-1990-000-000	Misc. Revenue Local Sources	3,000.00	0.00	3,000.00	1,817.00	1,183.00
10-3120-000-000	Transportation Aid	0.00	0.00	0.00	0.00	0.00
10-3121-000-000	Categorical Trans Aid	32,888.00	0.00	32,888.00	32,888.00	0.00
10-3130-000-000	Special Educ Aid	0.00	0.00	0.00	0.00	0.00
10-3131-000-000	Extraordinary Aid	40,000.00	0.00	40,000.00	0.00	40,000.00
10-3132-000-000	Categorical Special Ed Aid	184,932.00	0.00	184,932.00	184,932.00	0.00
10-3140-000-000	Bilingual Aid	0.00	0.00	0.00	0.00	0.00
10-3172-000-000	Stabilization Aid	0.00	0.00	0.00	0.00	0.00
10-3177-000-000	Security Aid	16,949.00	0.00	16,949.00	16,949.00	0.00
10-3178-000-000	Adjustment Aid	0.00	0.00	0.00	0.00	0.00
10-3190-000-000	Other State Aid	0.00	0.00	0.00	0.00	0.00
10-3191-000-000	Per Pupil Growth Aid	2,690.00	0.00	2,690.00	2,690.00	0.00
10-3192-000-000	PARCC Readiness Aid	2,690.00	0.00	2,690.00	2,690.00	0.00
10-3193-000-000	School Choice Aid	90,286.00	0.00	90,286.00	90,286.00	0.00
10-3195-000-000	Cons. Aid	0.00	0.00	0.00	0.00	0.00
10-3196-000-000	Prof Learning Comm Aid	2,970.00	0.00	2,970.00	2,970.00	0.00
18-4522-000-000	Ed Jobs Grant	0.00	0.00	0.00	0.00	0.00
<b>Grand Totals</b>		<b>5,948,377.70</b>	<b>624,157.37</b>	<b>6,572,535.07</b>	<b>6,319,064.28</b>	<b>253,470.79</b>

**Minimum Expense General Ledger Report**

**Fund 11 (Current Expense Fund)**

Expend. Account #	Account Title	Original Bgt	New App/Trnsf	Revised Bgt	Expenditures	Encumbrances	Avail Balance	Refunds
11-105-100-101	PREK SALARY	1,000.00	825.00	1,825.00	1,825.00	0.00	0.00	0.00
11-105-100-610	Pre School Classroom Supplies	0.00	0.00	0.00	0.00	0.00	0.00	0.00
11-110-100-101	PRSC/KDG SAL	197,623.59	(10,000.00)	187,623.59	128,311.78	59,311.81	0.00	0.00
11-110-100-610	Kindergarten Supplies	1,000.00	(498.08)	501.92	501.92	0.00	0.00	0.00
11-120-100-101	1-5 SAL TCH	1,058,824.85	0.00	1,058,824.85	689,928.50	368,896.35	0.00	0.00
11-130-100-101	6-8 SAL TCH	492,614.92	9,673.08	502,288.00	426,213.33	76,074.67	0.00	0.00
Regular programs-Instruction		1,751,063.36	0.00	1,751,063.36	1,246,780.53	504,282.83	0.00	0.00
11-150-100-101	RP-HM INSTR	1,000.00	0.00	1,000.00	420.00	580.00	0.00	0.00
Regular programs-Home Instruction		1,000.00	0.00	1,000.00	420.00	580.00	0.00	0.00
11-190-100-106	OTH SAL INSTR	57,810.00	0.00	57,810.00	43,690.00	14,120.00	0.00	0.00
11-190-100-220	Allocated Benefits-SS	17,500.00	0.00	17,500.00	11,426.15	6,073.85	0.00	0.00
11-190-100-241	Other Ret Benefits	17,000.00	0.00	17,000.00	11,950.00	0.00	5,050.00	0.00
11-190-100-248	Deferred Pension	0.00	0.00	0.00	0.00	0.00	0.00	0.00
11-190-100-260	Allocated Benefits-WC	17,630.00	0.00	17,630.00	17,630.00	0.00	0.00	0.00
11-190-100-270	Allocated Benefits-Health/Def	381,251.48	150,000.00	531,251.48	468,432.80	62,818.68	0.00	15,274.16
11-190-100-280	Allocated Benefits-Tuition	6,000.00	1,478.00	7,478.00	3,358.00	802.80	3,317.20	0.00
11-190-100-290	Allocated Benefits-Other Disab	19,500.00	(7,799.25)	11,700.75	9,320.22	2,202.89	177.64	1,177.56
11-190-100-299	Unused Sick-Day Payout	0.00	4,500.00	4,500.00	0.00	4,500.00	0.00	0.00
11-190-100-320	PCH PROF/ED SVC	23,250.00	0.00	23,250.00	17,529.23	2,898.33	2,822.44	0.00
11-190-100-340	PCH TECH SVC	28,000.00	6,790.56	34,790.56	21,833.38	8,492.68	4,464.50	0.00
11-190-100-500	Other Purchased Services (400-500 Series)	73,000.00	308.76	73,308.76	31,428.77	3,777.62	38,102.37	0.00
11-190-100-610	GEN SUPPL	158,958.80	(4,463.70)	154,495.10	117,047.22	6,654.86	30,793.02	9,109.61
11-190-100-640	TEXTBOOKS	43,096.00	0.00	43,096.00	25,944.89	13,085.50	4,065.61	0.00
11-190-100-732	Non-Instructional Equipment	0.00	825.00	825.00	0.00	825.00	0.00	0.00
11-190-100-890	Membership Fee	10,000.00	0.00	10,000.00	260.00	4,500.00	5,240.00	0.00
Regular programs-Undistrib Instruction		852,996.28	151,639.37	1,004,635.65	779,850.66	130,752.21	94,032.78	25,561.33
1-200-100-220	Spec Program Alloc Bene SS	0.00	0.00	0.00	0.00	0.00	0.00	0.00
1-200-100-241	Spec Prog Instr Alloc -orb	0.00	0.00	0.00	0.00	0.00	0.00	0.00
1-200-100-260	Spec program - WC	3,000.00	0.00	3,000.00	3,000.00	0.00	0.00	0.00
1-200-100-270	Spec Prog - H/d	32,929.27	0.00	32,929.27	6,800.00	26,129.27	0.00	0.00
1-200-100-290	Other Disabilities	2,000.00	(2,000.00)	0.00	0.00	0.00	0.00	0.00
Special Program Instr Alloc of Benefits		37,929.27	(2,000.00)	35,929.27	9,800.00	26,129.27	0.00	0.00
1-212-100-101	MH SAL TCH	0.00	0.00	0.00	0.00	0.00	0.00	0.00
1-212-100-270	Health/Dental Benefit	0.00	0.00	0.00	0.00	0.00	0.00	0.00
1-212-100-610	MH GEN SUPPL	0.00	0.00	0.00	0.00	0.00	0.00	0.00
Special Education-Multiple Disabilities		0.00	0.00	0.00	0.00	0.00	0.00	0.00
1-213-100-101	RR SAL TCH	275,302.69	0.00	275,302.69	129,120.86	146,181.83	0.00	0.00
1-213-100-106	RR OTH SAL INS	0.00	0.00	0.00	0.00	0.00	0.00	0.00
1-213-100-270	Staff paid health Benefits	0.00	0.00	0.00	0.00	0.00	0.00	0.00
1-213-100-320	RR PCH PR/ED SV	233,000.00	63,985.69	296,985.69	172,399.19	124,586.50	0.00	0.00
1-213-100-610	RR GEN SUPPLIES	5,000.00	0.00	5,000.00	4,977.68	0.00	22.32	0.00
1-213-100-640	RR TEXTBOOKS	0.00	0.00	0.00	0.00	0.00	0.00	0.00
1-213-100-800	RR OTHER OBJ	0.00	0.00	0.00	0.00	0.00	0.00	0.00
Special education-Resource room		513,302.69	63,985.69	577,288.38	306,497.73	270,768.33	22.32	0.00
1-216-100-100	PK Handicap Teacher Salary	55,719.64	(43,719.64)	12,000.00	12,000.00	0.00	0.00	0.00
1-216-100-101	PHFT SAL TCH	0.00	0.00	0.00	0.00	0.00	0.00	0.00
1-216-100-106	PHFT OTH SAL IN	0.00	0.00	0.00	0.00	0.00	0.00	0.00
1-216-100-320	PHFT PCH P/E SV	85,880.00	(5,536.91)	80,343.09	40,986.74	33,513.26	5,843.09	0.00
1-216-100-610	PHFT GEN SUPPL	1,000.00	0.00	1,000.00	628.87	0.00	371.13	0.00
Pre School Handicapped		142,599.64	(49,256.55)	93,343.09	53,615.61	33,513.26	6,214.22	0.00
1-221-100-101	ESY SAL TCH	0.00	0.00	0.00	0.00	0.00	0.00	0.00
1-221-100-106	ESY OTH INS SAL	0.00	0.00	0.00	0.00	0.00	0.00	0.00
1-221-100-320	ESY PCH PR/EDSV	0.00	0.00	0.00	0.00	0.00	0.00	0.00
1-221-100-610	ESY GEN SUPPL	0.00	0.00	0.00	0.00	0.00	0.00	0.00
ESY - Extended School Year		0.00	0.00	0.00	0.00	0.00	0.00	0.00
1-230-100-101	BSRI SAL TCH	88,685.82	0.00	88,685.82	63,811.06	24,874.76	0.00	0.00
1-230-100-610	BSRI GEN SUPP	1,500.00	0.00	1,500.00	167.46	0.00	1,332.54	0.00
Basic skills/remedial-instruction		90,185.82	0.00	90,185.82	63,978.52	24,874.76	1,332.54	0.00
1-401-100-100	Salaries	9,000.00	0.00	9,000.00	2,212.50	6,787.50	0.00	0.00
Curricular activities-instruction		9,000.00	0.00	9,000.00	2,212.50	6,787.50	0.00	0.00

Fund 11 (Current Expense Fund)

Expend. Account #	Account Title	Original Bgt	New App/Trnsf	Revised Bgt	Expenditures	Encumbrances	Avail Balance	Refunds
11-402-100-100	Salaries	16,500.00	0.00	16,500.00	6,275.00	10,225.00	0.00	0.00
11-402-100-500	Purchased Services (300-500 Series)	0.00	0.00	0.00	(966.00)	0.00	966.00	7,800.00
11-402-100-600	ATHL SUP & MAT	10,000.00	130.45	10,130.45	(6,600.00)	8,485.08	8,245.37	11,184.25
School Sponsored Athletics Instruction		26,500.00	130.45	26,630.45	(1,291.00)	18,710.08	9,211.37	18,984.25
11-423-100-100	Summer School Stipend Salaries/Other Sti	15,179.00	1,893.35	17,072.35	17,072.25	0.10	0.00	8,000.25
11-423-100-610	Summer School Supplies	4,000.00	(1,893.35)	2,106.65	2,106.65	0.00	0.00	0.00
Other instructional programs		19,179.00	0.00	19,179.00	19,178.90	0.10	0.00	8,000.25
11-000-100-562	TU OTH LEA/OS R	164,559.50	4,418.54	168,978.04	124,747.20	36,224.28	8,006.56	0.00
11-000-100-566	TU PVT HCP NJ	0.00	0.00	0.00	0.00	0.00	0.00	0.00
Undistributed expense-instruction		164,559.50	4,418.54	168,978.04	124,747.20	36,224.28	8,006.56	0.00
11-000-211-100	Salaries	26,002.00	0.00	26,002.00	19,671.70	6,330.30	0.00	0.00
11-000-211-220	Social Security Contributions Attendance	2,500.00	0.00	2,500.00	0.00	2,500.00	0.00	0.00
11-000-211-241	PERS LIABILITY	5,000.00	0.00	5,000.00	5,000.00	0.00	0.00	0.00
11-000-211-260	WORKMEN'S COMP	600.00	0.00	600.00	600.00	0.00	0.00	0.00
11-000-211-270	HEALTH/DENTAL BENEFITS	10,994.64	0.00	10,994.64	2,300.00	8,694.64	0.00	0.00
11-000-211-290	OTHER EE BENEFITS	200.00	(200.00)	0.00	0.00	0.00	0.00	0.00
Attendance		45,296.64	(200.00)	45,096.64	27,571.70	17,524.94	0.00	0.00
11-000-213-100	Salaries	71,900.31	0.00	71,900.31	51,170.28	20,730.03	0.00	0.00
11-000-213-220	SOCIAL SECURITY	500.00	0.00	500.00	0.00	500.00	0.00	0.00
11-000-213-260	OSS-Health-AB-WC	700.00	0.00	700.00	700.00	0.00	0.00	0.00
11-000-213-270	OSS-Health -AB-HD	13,111.05	0.00	13,111.05	2,850.00	10,261.05	0.00	0.00
11-000-213-290	OSS-Health Other Disab	302.00	0.00	302.00	0.00	0.00	302.00	0.00
11-000-213-299	Unused Sick Day Payout	0.00	5,500.00	5,500.00	0.00	5,500.00	0.00	0.00
11-000-213-300	Purchased Prof. & Tech. Svcs	1,600.00	(955.00)	645.00	108.00	0.00	537.00	0.00
11-000-213-500	Other Purchased Services (400-500 Series)	0.00	0.00	0.00	0.00	0.00	0.00	0.00
11-000-213-600	HLTH SUP/MAT	3,000.00	(1,000.00)	2,000.00	1,626.47	0.00	373.53	0.00
11-000-213-800	HLTH OTH OBJ	0.00	0.00	0.00	0.00	0.00	0.00	0.00
Health services		91,113.36	3,545.00	94,658.36	56,454.75	36,991.08	1,212.53	0.00
11-000-216-100	Salaries	0.00	0.00	0.00	0.00	0.00	0.00	0.00
11-000-216-220	SOCIAL SECURITY	0.00	0.00	0.00	0.00	0.00	0.00	0.00
11-000-216-260	Stud Relat-AB-WC	669.00	0.00	669.00	669.00	0.00	0.00	0.00
11-000-216-270	OSS-Stud Relat Serv-H/D	0.00	0.00	0.00	0.00	0.00	0.00	0.00
11-000-216-280	TUITION REIMBURSEMENT	0.00	0.00	0.00	0.00	0.00	0.00	0.00
11-000-216-290	OSS_ Stud Relat Serv-Other Disa	400.00	0.00	400.00	0.00	0.00	400.00	0.00
11-000-216-320	REL SERV/PUR P/	71,199.00	17,228.50	88,427.50	52,245.00	34,140.00	2,042.50	0.00
11-000-216-600	OSS-SP-SUPPLIES	1,000.00	0.00	1,000.00	469.54	44.49	485.97	0.00
Other support svc-Related svcs		73,268.00	17,228.50	90,496.50	53,383.54	34,184.49	2,928.47	0.00
11-000-218-104	RSUP PROF SAL	73,664.48	0.00	73,664.48	55,456.43	18,208.05	0.00	0.00
11-000-218-260	OSS-Stud Reg-AB-WC	564.00	0.00	564.00	564.00	0.00	0.00	0.00
11-000-218-270	Oss Stud Reg-other Disab	23,504.96	0.00	23,504.96	4,500.00	19,004.96	0.00	0.00
11-000-218-290	OSS-Stud reg-Other Disabil	263.00	0.00	263.00	0.00	0.00	263.00	0.00
11-000-218-320	RSUP PCH P/E SV	0.00	0.00	0.00	0.00	0.00	0.00	0.00
11-000-218-600	RSUP SUP/MAT	1,500.00	0.00	1,500.00	518.59	0.00	981.41	0.00
Other support svc-students-reg		99,496.44	0.00	99,496.44	61,039.02	37,213.01	1,244.41	0.00
11-000-219-104	OSUP SAL PROF	84,683.00	(16,245.00)	68,438.00	49,687.87	18,750.13	0.00	0.00
11-000-219-105	OSUP SAL SC/CL	47,424.32	0.00	47,424.32	30,000.06	17,424.26	0.00	0.00
11-000-219-220	OSS Stud Spec AB-SS	8,000.00	0.00	8,000.00	3,464.07	4,535.93	0.00	0.00
11-000-219-241	OSS Stud Spec-ORB	9,500.00	0.00	9,500.00	9,500.00	0.00	0.00	0.00
11-000-219-260	OSs Stu Spec-WC	500.00	0.00	500.00	500.00	0.00	0.00	0.00
11-000-219-270	Oss Stud Spec-H/D	25,454.38	0.00	25,454.38	5,703.44	19,750.94	0.00	(203.44)
11-000-219-290	OSS Stud Spec	300.00	0.00	300.00	0.00	0.00	300.00	0.00
11-000-219-320	OSUP PCH P/E SV	81,427.00	25,265.73	106,692.73	63,779.35	42,912.68	0.70	2,880.40
11-000-219-390	OSUP OTH PCH SV	0.00	0.00	0.00	0.00	0.00	0.00	0.00
11-000-219-592	Misc Purch Sve (400-500 Series O/than Res	3,000.00	0.00	3,000.00	0.00	0.00	3,000.00	0.00
11-000-219-600	OSUP SUP/MAT	5,000.00	31.40	5,031.40	2,832.94	0.00	2,198.46	0.00
11-000-219-890	CST MISC EXP.	0.00	0.00	0.00	0.00	0.00	0.00	0.00
Other support svc-students-spec		265,288.70	9,052.13	274,340.83	165,467.73	103,373.94	5,499.16	2,676.96



Fund 11 (Current Expense Fund)

Expend. Account #	Account Title	Original Bgt	New App/Trnsf	Revised Bgt	Expenditures	Encumbrances	Avail Balance	Refunds
11-000-221-102	OSUP SAL SUPRV	2,500.00	0.00	2,500.00	0.00	2,500.00	0.00	0.00
11-000-221-104	OSUP SAL O/PROF	77,454.00	1,531.25	78,985.25	67,167.36	11,817.89	0.00	0.00
11-000-221-220	OSS Impr Instr - SS	0.00	0.00	0.00	0.00	0.00	0.00	0.00
11-000-221-260	Ossimp Instr- AB-WC	964.00	0.00	964.00	964.00	0.00	0.00	0.00
11-000-221-270	Oss Impr Instr-H/d	18,029.46	0.00	18,029.46	3,900.00	14,129.46	0.00	0.00
11-000-221-290	OSS Imp Instr-other Disabil	1,000.00	27.76	1,027.76	27.76	0.00	1,000.00	0.00
11-000-221-320	OSUP PCH P/E SV	0.00	0.00	0.00	0.00	0.00	0.00	0.00
11-000-221-500	Other Purchased Services (400-500 Series)	0.00	0.00	0.00	0.00	0.00	0.00	0.00
11-000-221-600	OSUP SUP/MAT	2,000.00	(1,531.25)	468.75	0.00	0.00	468.75	0.00
<b>Impr of inst-other sup-instruc</b>		<b>101,947.46</b>	<b>27.76</b>	<b>101,975.22</b>	<b>72,059.12</b>	<b>28,447.35</b>	<b>1,468.75</b>	<b>0.00</b>
11-000-222-100	Salaries	12,076.55	0.00	12,076.55	8,453.62	3,622.93	0.00	0.00
11-000-222-320	Library Purch Prof. Services	918.00	0.00	918.00	850.00	0.00	68.00	0.00
11-000-222-600	LIB SUP/MAT	6,000.00	0.00	6,000.00	4,421.33	0.00	1,578.67	0.00
<b>Library and educ media</b>		<b>18,994.55</b>	<b>0.00</b>	<b>18,994.55</b>	<b>13,724.95</b>	<b>3,622.93</b>	<b>1,646.67</b>	<b>0.00</b>
11-000-223-500	Other Purchased Services (400-500 Series)	2,000.00	0.00	2,000.00	1,064.00	0.00	936.00	0.00
11-000-223-800	OTHER	0.00	0.00	0.00	0.00	0.00	0.00	0.00
<b>Inst. staff training svcs</b>		<b>2,000.00</b>	<b>0.00</b>	<b>2,000.00</b>	<b>1,064.00</b>	<b>0.00</b>	<b>936.00</b>	<b>0.00</b>
11-000-230-100	Salaries	156,750.00	0.00	156,750.00	124,629.10	32,120.90	0.00	0.00
11-000-230-220	OSS- Library-SS	5,000.00	0.00	5,000.00	3,467.54	1,532.46	0.00	0.00
11-000-230-241	OSS_Gen Adm -AB-Other Ret	8,000.00	(4,118.00)	3,882.00	3,882.00	0.00	0.00	0.00
11-000-230-260	OSS_Gebn Adm-WC	2,234.00	0.00	2,234.00	2,234.00	0.00	0.00	0.00
11-000-230-270	OSS Gen Adm- HD	37,089.16	0.00	37,089.16	37,089.16	0.00	0.00	0.00
11-000-230-290	OSS-Gen Am-Other Disabil	1,032.00	0.00	1,032.00	0.00	0.00	1,032.00	0.00
11-000-230-331	ADM LEGAL SV	25,000.00	9,712.25	34,712.25	24,970.48	9,733.27	8.50	1,123.41
11-000-230-332	OSS Gen. Adm Audit	16,000.00	1,500.00	17,500.00	17,500.00	0.00	0.00	0.00
11-000-230-339	ADM OTH PCH P/S	5,000.00	2,317.00	7,317.00	1,443.15	2,988.32	2,885.53	0.00
11-000-230-530	Communications/Telephone	15,000.00	7,699.31	22,699.31	21,209.33	1,489.94	0.04	2,848.41
11-000-230-585	BOE Other Purchased Services	1,000.00	0.00	1,000.00	0.00	0.00	1,000.00	0.00
11-000-230-590	Other Purchased Services (400-500 Series)	10,000.00	227.00	10,227.00	8,516.77	1,600.36	109.87	0.00
11-000-230-610	Gen Adm Supplies In House	3,100.00	6,700.00	9,800.00	7,885.40	0.00	1,914.60	0.00
11-000-230-630	Gen Adm BOE Train Supplies	500.00	0.00	500.00	86.50	0.00	413.50	0.00
11-000-230-820	ADM JUDGMENTS	0.00	0.00	0.00	0.00	0.00	0.00	0.00
11-000-230-890	ADM MISC EXP	5,150.00	0.00	5,150.00	4,243.42	0.00	906.58	0.00
11-000-230-895	GEN ADM BOE MEMB DUES	4,500.00	0.00	4,500.00	3,591.95	0.00	908.05	0.00
<b>Support svc-general admin</b>		<b>295,355.16</b>	<b>24,037.56</b>	<b>319,392.72</b>	<b>260,748.80</b>	<b>49,465.25</b>	<b>9,178.67</b>	<b>3,971.82</b>
11-000-240-103	USS SAL PRINC	44,154.00	0.00	44,154.00	32,424.90	11,729.10	0.00	0.00
11-000-240-104	USS/OTH PRO	0.00	0.00	0.00	0.00	0.00	0.00	0.00
11-000-240-105	USS SAL SC/CL	27,063.00	0.00	27,063.00	20,071.70	6,991.30	0.00	0.00
11-000-240-220	OSS-Sch Adm-AB_SS	2,300.00	0.00	2,300.00	1,503.89	796.11	0.00	0.00
11-000-240-241	OSS- Sch Adm- ORB	3,500.00	0.00	3,500.00	3,500.00	0.00	0.00	0.00
11-000-240-260	OSS- Sch Adm- WC	651.00	0.00	651.00	651.00	0.00	0.00	0.00
11-000-240-270	Oss- Sch Adm- AB-H/D	10,946.57	1,292.70	12,239.27	7,814.72	4,424.55	0.00	0.00
11-000-240-290	OSS- Sch Adm- Other disabil	124.00	0.00	124.00	0.00	0.00	124.00	0.00
11-000-240-500	Other Purchased Services (400-500 Series)	0.00	0.00	0.00	0.00	0.00	0.00	0.00
11-000-240-600	USS SUP/MAT	500.00	29.22	529.22	341.47	0.00	187.75	0.00
<b>Support svc-school admin</b>		<b>89,238.57</b>	<b>1,321.92</b>	<b>90,560.49</b>	<b>66,307.68</b>	<b>23,941.06</b>	<b>311.75</b>	<b>0.00</b>
11-000-251-100	Salaries	142,800.00	0.00	142,800.00	103,601.92	39,198.08	0.00	23,750.00
11-000-251-220	Oss Central Serv -AB-SS	0.00	0.00	0.00	0.00	0.00	0.00	0.00
11-000-251-241	OSS Central Serv-Ab-SS	0.00	0.00	0.00	0.00	0.00	0.00	0.00
11-000-251-260	OSS Central Serv-WC	2,000.00	0.00	2,000.00	2,000.00	0.00	0.00	0.00
11-000-251-270	OSS Central Serv- H/d	39,757.25	0.00	39,757.25	39,757.25	0.00	0.00	0.00
11-000-251-290	OSS Central Serv-other Disabil	1,500.00	27.80	1,527.80	196.28	71.52	1,260.00	0.00
11-000-251-330	Central Svc Bus Purch Prof Svc	15,500.00	694.29	16,194.29	14,212.34	1,225.86	756.09	150.00
11-000-251-592	Other Purchased Services (400-500 Series)	0.00	0.00	0.00	0.00	0.00	0.00	0.00
11-000-251-600	Central Svs Bus Supplies	1,500.00	1,806.21	3,306.21	2,483.99	0.00	822.22	0.00
11-000-251-890	Central Svs Bus Mis	2,900.00	75.84	2,975.84	2,016.43	586.97	372.44	0.00
<b>Centrl Svcs/Bus. Svcs</b>		<b>205,957.25</b>	<b>2,604.14</b>	<b>208,561.39</b>	<b>164,268.21</b>	<b>41,082.43</b>	<b>3,210.75</b>	<b>23,900.00</b>
11-000-252-100	Salaries	0.00	0.00	0.00	0.00	0.00	0.00	0.00
11-000-252-330	SS Adm Inf. Technology	0.00	0.00	0.00	0.00	0.00	0.00	0.00
11-000-252-340	SS Adm Inf Tech Purch Tech Svc	0.00	0.00	0.00	0.00	0.00	0.00	0.00
<b>Centrl Svcs Adm Info Tech</b>		<b>0.00</b>	<b>0.00</b>	<b>0.00</b>	<b>0.00</b>	<b>0.00</b>	<b>0.00</b>	<b>0.00</b>

Fund 11 (Current Expense Fund)

Expend. Account #	Account Title	Original Bgt	New App/Trnsf	Revised Bgt	Expenditures	Encumbrances	Avail Balance	Refunds
11-000-261-420	Required Maintenance	42,800.00	146,853.77	189,653.77	161,396.45	23,340.00	4,917.32	(120.00)
11-000-261-421	Lead Testing in Water	0.00	2,450.00	2,450.00	0.00	2,301.00	149.00	0.00
11-000-261-440	Playground lease payment	0.00	0.00	0.00	0.00	0.00	0.00	0.00
11-000-261-610	Req. Maint. Supplies	16,000.00	6,905.83	22,905.83	17,902.46	0.00	5,003.37	232.17
11-000-262-100	Salaries	18,076.55	0.00	18,076.55	8,741.12	7,310.43	2,025.00	3,525.00
11-000-262-220	SOCIAL SECURITY	1,200.00	0.00	1,200.00	696.12	503.88	0.00	0.00
11-000-262-241	PERS	2,000.00	0.00	2,000.00	2,000.00	0.00	0.00	0.00
11-000-262-300	PLNT PCH P/T SV	0.00	520.00	520.00	520.00	0.00	0.00	0.00
11-000-262-420	PLNT REP/MAINT	221,000.00	22,476.67	243,476.67	188,616.87	54,859.60	0.20	165.00
11-000-262-441	RENTAL	0.00	0.00	0.00	0.00	0.00	0.00	0.00
11-000-262-520	PLNT INSURANCE	40,000.00	8,397.00	48,397.00	48,397.00	0.00	0.00	0.00
11-000-262-610	PLNT GEN SUP	5,100.00	0.00	5,100.00	2,976.01	450.17	1,673.82	0.00
11-000-262-620	PLNT ENERGY	0.00	0.00	0.00	0.00	0.00	0.00	0.00
11-000-262-621	Energy Natural Gas	3,500.00	(3,000.00)	500.00	169.53	0.00	330.47	0.00
11-000-262-622	Energy Electricity	80,000.00	16,690.17	96,690.17	60,958.09	35,732.08	0.00	18,876.59
11-000-262-624	Energy Oil	80,000.00	(26,956.67)	53,043.33	20,610.63	19,439.37	12,993.33	0.00
11-000-263-420	Care and Upkeep of Grounds	40,000.00	(21,790.33)	18,209.67	4,943.48	13,266.19	0.00	0.00
Operation/maint of plant svc		549,676.55	152,546.44	702,222.99	517,927.76	157,202.72	27,092.51	22,678.76
11-000-270-106	School Bus Asst. Salary	10,000.00	(10,000.00)	0.00	0.00	0.00	0.00	0.00
11-000-270-107	TRNS SAL HOM/SC	19,584.00	0.00	19,584.00	14,470.88	5,113.12	0.00	0.00
11-000-270-350	Management Fee - ESC	2,000.00	0.00	2,000.00	1,777.50	222.50	0.00	0.00
11-000-270-420	TRNS REP/MAINT	6,000.00	(2,500.00)	3,500.00	1,580.22	715.22	1,204.56	0.00
11-000-270-443	Bus Lease Payment	26,781.00	(525.26)	26,255.74	26,255.74	0.00	0.00	0.00
11-000-270-503	ALLO Non Public Students	34,913.00	(13,978.00)	20,935.00	4,420.00	3,897.42	12,617.58	1,412.46
11-000-270-505	Aid In Lieu - Choice	0.00	4,420.00	4,420.00	2,210.00	2,210.00	0.00	0.00
11-000-270-512	TRNS CONT OTH	6,000.00	651.27	6,651.27	2,033.46	423.50	4,194.31	4,960.00
11-000-270-513	TRNS/JOINTURES	155,140.00	184,588.07	339,728.07	301,497.54	38,230.53	0.00	0.00
11-000-270-515	Jointure-Sp Ed	0.00	0.00	0.00	0.00	0.00	0.00	0.00
11-000-270-517	TRN/ESC/REG	0.00	10,000.00	10,000.00	6,187.68	3,812.32	0.00	0.00
11-000-270-518	TR-ESC-SPED	28,885.44	30,017.74	58,903.18	39,751.66	18,872.04	279.48	6,779.48
11-000-270-615	TRANS SUPPLIES	6,120.00	(1,500.00)	4,620.00	1,560.11	2,716.77	343.12	0.00
Student transportation svcs		295,423.44	201,173.82	496,597.26	401,744.79	76,213.42	18,639.05	13,151.94
11-000-291-210	UB/EB/GROUP INS	0.00	0.00	0.00	0.00	0.00	0.00	0.00
11-000-291-220	UB/EB/SS CON	24,547.50	1,022.60	25,570.10	12,124.87	12,994.57	450.66	0.00
11-000-291-241	UB/EB/OTH RET	53,322.52	(15,000.00)	38,322.52	0.00	0.00	38,322.52	0.00
11-000-291-249	DCRP LIABILITY	3,000.00	0.00	3,000.00	641.70	458.30	1,900.00	0.00
11-000-291-250	UNEMPLOYMENT COMP	10,000.00	15,000.00	25,000.00	0.00	25,000.00	0.00	0.00
11-000-291-260	UB/EB/WORK COMP	0.00	0.00	0.00	0.00	0.00	0.00	0.00
11-000-291-270	UB/EB/HEALTH	0.00	0.00	0.00	0.00	0.00	0.00	0.00
11-000-291-280	UB/EB/ TUITION	0.00	0.00	0.00	0.00	0.00	0.00	0.00
11-000-291-290	Other Employee Benefits	0.00	0.00	0.00	0.00	0.00	0.00	0.00
Employee Benefits		90,870.02	1,022.60	91,892.62	12,766.57	38,452.87	40,673.18	0.00
606	Increase in Maint Rsv	0.00	0.00	0.00	0.00	0.00	0.00	0.00
Grand Totals for fund 11:		5,832,241.70	581,277.37	6,413,519.07	4,480,319.27	1,700,338.11	232,861.69	118,925.31

Fund 12 (Capital Outlay Fund)

Expend. Account #	Account Title	Original Bgt	New App/Trnsf	Revised Bgt	Expenditures	Encumbrances	Avail Balance	Refunds
604	Increase in Cap Rsv	0.00	0.00	0.00	515.97	0.00	(515.97)	\$0.00
12-120-100-730	BQ REG 1-5	0.00	0.00	0.00	0.00	0.00	0.00	0.00
12-000-100-730	UE INSTRUCTION	50,000.00	36,105.00	86,105.00	86,020.93	0.00	84.07	0.00
12-000-210-730	UE SUP REG STUD	0.00	0.00	0.00	0.00	0.00	0.00	0.00
12-000-219-600	CST Equipment	0.00	0.00	0.00	0.00	0.00	0.00	0.00
12-000-230-730	UE GEN ADMIN	30,000.00	(4,824.00)	25,176.00	0.00	4,135.00	21,041.00	0.00
12-000-260-730	UE PLANT	0.00	9,099.00	9,099.00	9,099.00	0.00	0.00	0.00
12-000-263-730	Care and Upkeep of Grounds	0.00	2,500.00	2,500.00	2,500.00	0.00	0.00	0.00
Equip		80,000.00	42,880.00	122,880.00	97,619.93	4,135.00	21,125.07	0.00
12-000-400-390	Other Purch Prof/Tech Services	0.00	0.00	0.00	0.00	0.00	0.00	0.00
12-000-400-450	CONST SVCS	0.00	0.00	0.00	0.00	0.00	0.00	0.00
12-000-400-721	Lease Purc/Princip.	0.00	0.00	0.00	0.00	0.00	0.00	0.00
12-000-400-780	INFRASTRUCTURE	0.00	0.00	0.00	0.00	0.00	0.00	0.00
12-000-400-800	Other Objects SDA Assessment	0.00	0.00	0.00	0.00	0.00	0.00	0.00
12-000-400-896	Assessment on Debt Service for SDA fundi	36,136.00	0.00	36,136.00	36,136.00	0.00	0.00	0.00
12-000-400-932	Transfer to Capital Projects	0.00	0.00	0.00	0.00	0.00	0.00	0.00
Facil acquis/const		36,136.00	0.00	36,136.00	36,136.00	0.00	0.00	0.00


Grand Totals for fund 12:	116,136.00	42,880.00	159,016.00	134,271.90	4,135.00	20,609.10	0.00
---------------------------	------------	-----------	------------	------------	----------	-----------	------

Fund 18 (Education Jobs Fund)

Expend. Account #	Account Title	Original Bgt	New App/Trnsf	Revised Bgt	Expenditures	Encumbrances	Avail Balance	Refunds
18-120-100-101	Ed Jobs Teacher Salary 1-5	0.00	0.00	0.00	0.00	0.00	0.00	0.00
	Grade 1-5 Instruction	0.00	0.00	0.00	0.00	0.00	0.00	0.00
18-190-100-101	ED JOBS FUND-INSTRUCTION	0.00	0.00	0.00	0.00	0.00	0.00	0.00
	Regular programs-Undistrib Instruction	0.00	0.00	0.00	0.00	0.00	0.00	0.00
Grand Totals for fund 18:		0.00	0.00	0.00	0.00	0.00	0.00	0.00

Grand Totals for all Subfunds of Fund 10:	5,948,377.70	624,157.37	6,572,535.07	4,614,591.17	1,704,473.11	253,470.79	118,925.31
---	--------------	------------	--------------	--------------	--------------	------------	------------

Pursuant to N.J.A.C. 6A:23A-16.10(c)3, I certify that as of the date of this report no budgetary line item account has encumbrances and expenditures which in total exceed the line item appropriation in violation of 6A:23A-16.10(a).

  
 \_\_\_\_\_  
 Patricia A. Martucci, Board Secretary

4-10-17  
 \_\_\_\_\_  
 Date

Interim Balance Sheet

ASSETS AND RESOURCES

ASSETS

101 Cash in checking account	\$	8,454.86	
102-106 Other cash equivalents	\$	<u>0.00</u>	
Total cash			\$ 8,454.86
111 Investments			\$ 0.00
114 Investment interest receivable			\$ 0.00
121 Tax levy receivable			\$ 0.00
Accounts receivable			
132 Interfund	\$	0.00	
141 Intergovernmental - state	\$	(11,953.00)	
142 Intergovernmental - federal	\$	11,676.00	
143 Intergovernmental - other	\$	0.00	
153 Other Accounts Receivable	\$	<u>0.00</u>	
			\$ (277.00)
Loans receivable			
131 Interfund	\$	0.00	
151 Other Loans Receivable	\$	<u>0.00</u>	
			\$ 0.00
199 Other current assets			\$ 0.00

RESOURCES

301 Estimated revenues (from adjusted budget)	\$	162,706.80	
302 Less: revenues collected or accrued	\$	<u>(103,136.29)</u>	
			\$ <u>59,570.51</u>
<b>TOTAL ASSETS AND RESOURCES</b>			\$ <u><b>67,748.37</b></u>

LIABILITIES AND FUND EQUITY

LIABILITIES

401 Interfund loans payable	\$	0.00	
402 Interfund accounts payable	\$	0.00	
411 Intergovernmental accounts payable - state	\$	9,975.83	
412 Intergovernmental accounts payable - federal	\$	0.00	
413 Intergovernmental accounts payable - other	\$	0.00	
421 Accounts payable	\$	0.00	
422 Judgments payable	\$	0.00	
430 Compensated absences payable	\$	0.00	
431 Contracts payable	\$	0.00	
451 Loans payable	\$	0.00	
481 Deferred revenues	\$	8,441.38	
499 Other current liabilities	\$	0.00	
Total liabilities	\$	<u>18,417.21</u>	

FUND EQUITY

Appropriated:

753 Reserve for encumbrances - current year			\$	30,620.90	
754 Reserve for encumbrances - prior year			\$	0.00	
760 Other reserves			\$	0.00	
771 Designated Fund Balance			\$	0.00	
501 Appropriations		\$	167,199.03		
502 Less: expenditures	\$	126,192.35			
503 Less: encumbrances	\$	30,620.90	\$	(156,813.25)	\$
Appropriations less expenditures					\$
					41,006.68
Unappropriated:					
770 Fund Balance, July 1, 2016			\$	8,324.48	
303 Less: budgeted fund balance			\$	0.00	
Unappropriated fund balance					\$
					8,324.48
Total fund equity					\$
					49,331.16
TOTAL LIABILITIES AND FUND EQUITY					
					\$
					67,748.37

**Revenues/Sources of Funds**

Acct Group	Group Title	Budgeted Est.	Transfers	Adj. Budget	Act to Date	Unrealized Under/(Over)
Info Only	Revenue Req'd to Balance	0.00	4,492.23	4,492.23	53,676.96	(49,184.73)
52xx	From Transfers	0.00	0.00	0.00	0.00	0.00
1xxx	From Local Sources	0.00	0.00	0.00	0.29	(0.29)
2xxx	From Intermediate Sources	0.00	0.00	0.00	0.00	0.00
3xxx	From State Sources	28,623.00	2,016.00	30,639.00	28,223.00	2,416.00
4xxx	From Federal Sources	107,935.00	24,132.80	132,067.80	74,913.00	57,154.80
5xxx	From Other Sources	0.00	0.00	0.00	0.00	0.00
<b>Grand Totals</b>		<b>136,558.00</b>	<b>30,641.03</b>	<b>167,199.03</b>	<b>156,813.25</b>	<b>10,385.78</b>

**Fund 20 (Special Revenue Fund)**

Account Group	Group Title	Original Bgt	New App/Trnsf	Revised Bgt	Expenditures	Encumbrances	Avail Balance	Refunds
Title I - NCLB		0.00	6,620.00	6,620.00	6,620.00	0.00	0.00	0.00
Title II - NCLB (Other Prog.)		9,387.00	(9,387.00)	0.00	0.00	0.00	0.00	0.00
Title IIA - NCLB		0.00	10,808.00	10,808.00	5,375.00	2,969.00	2,464.00	0.00
Title III - NCLB		0.00	604.80	604.80	604.80	0.00	0.00	0.00
Title V - NCLB		0.00	0.00	0.00	0.00	0.00	0.00	0.00
IDEA Part B		73,439.00	9,473.00	82,912.00	57,274.60	25,637.40	0.00	0.00
IDEA (Prog. 251)		3,732.00	712.00	4,444.00	2,429.50	2,014.50	0.00	0.00
IDEA Continuation Proj		0.00	0.00	0.00	0.00	0.00	0.00	0.00
IDEA PS C/O		0.00	0.00	0.00	0.00	0.00	0.00	0.00
Other Federal Proj		0.00	0.00	0.00	0.00	0.00	0.00	0.00
REAP Grant		21,377.00	5,302.00	26,679.00	26,679.00	0.00	0.00	0.00
Non-Public Textbook/Technology		5,226.00	1,716.00	6,942.00	6,942.00	0.00	0.00	0.00
Non-Public Chptr 192/193		16,165.00	404.23	16,569.23	8,647.45	0.00	7,921.78	0.00
Non-Public Nursing Svcs		5,660.00	1,810.00	7,470.00	7,470.00	0.00	0.00	0.00
Non-Public Security Aid		1,572.00	2,578.00	4,150.00	4,150.00	0.00	0.00	0.00
<b>Grand Totals for fund 20:</b>		<b>136,558.00</b>	<b>30,641.03</b>	<b>167,199.03</b>	<b>126,192.35</b>	<b>30,620.90</b>	<b>10,385.78</b>	<b>0.00</b>

**Revenues Summary**


Acct Group	Group Title	Budgeted Est.	Transfers	Adj. Budget	Act to Date	Unrealized Under/(Over)
Info Only	Revenue Req'd to Balance	0.00	4,492.23	4,492.23	53,676.96	(49,184.73)
20-1980-000-000	P/Y Refund	0.00	0.00	0.00	0.29	(0.29)
20-3200-507-000	NP Chapter 192/193	16,165.00	(16,165.00)	0.00	0.00	0.00
20-3230-502-000	NP Nursing Aid	5,660.00	1,810.00	7,470.00	7,470.00	0.00
20-3231-501-000	NP Textbook Aid	4,000.00	784.00	4,784.00	4,784.00	0.00
20-3233-503-000	NP 192/193 E.S.L.	0.00	914.00	914.00	731.00	183.00
20-3236-506-000	NP 192/193 Sup Instr	0.00	785.00	785.00	624.00	161.00
20-3237-507-000	NP 192/193 Exam & Class	0.00	6,844.00	6,844.00	5,476.00	1,368.00
20-3238-508-000	NP 192/193 Speech	0.00	3,534.00	3,534.00	2,830.00	704.00
20-3240-510-000	NP Technology Aid	1,226.00	932.00	2,158.00	2,158.00	0.00
20-3241-511-000	NP Security Aid	1,572.00	2,578.00	4,150.00	4,150.00	0.00
20-3290-431-000	NJCEP	0.00	0.00	0.00	0.00	0.00
20-4300-450-000	REAP	21,377.00	5,302.00	26,679.00	26,679.00	0.00
20-4401-000-000	Mentor Training	0.00	0.00	0.00	0.00	0.00
20-4411-231-000	TITLE I NCLB	0.00	6,620.00	6,620.00	4,000.00	2,620.00
20-4415-261-000	Title V - NCLB	0.00	0.00	0.00	0.00	0.00
20-4420-250-000	IDEA Basic	73,439.00	4,460.00	77,899.00	35,807.00	42,092.00
20-4420-250-001	IDEA Basic C/O	0.00	5,013.00	5,013.00	5,013.00	0.00
20-4423-251-000	IDEA Preschool	3,732.00	712.00	4,444.00	2,054.00	2,390.00
20-4451-270-000	TITLE II D - NCLB	0.00	0.00	0.00	0.00	0.00
20-4451-271-000	Title II A - NCLB	9,387.00	1,421.00	10,808.00	1,360.00	9,448.00
20-4451-271-001	Title IIA Carry Over	0.00	0.00	0.00	0.00	0.00
20-4470-280-000	TITLE IV - NCLB	0.00	0.00	0.00	0.00	0.00
20-4470-281-000	Title IV - NCLB	0.00	0.00	0.00	0.00	0.00
20-4480-241-000	Title III - NCLB	0.00	604.80	604.80	0.00	604.80
<b>Grand Totals</b>		<b>136,558.00</b>	<b>30,641.03</b>	<b>167,199.03</b>	<b>156,813.25</b>	<b>10,385.78</b>

**Minimum Expense General Ledger Report**

**Fund 20 (Special Revenue Fund)**

Expend. Account #	Account Title	Original Bgt	New App/Trnsf	Revised Bgt	Expenditures	Encumbrances	Avail Balance	Refunds
20-231-100-600	Title I C/O NCLB SUPPLIES	0.00	0.00	0.00	0.00	0.00	0.00	0.00
20-231-200-300	TITLE IA - Prof/Tech Svc	0.00	6,620.00	6,620.00	6,620.00	0.00	0.00	0.00
Title I - NCLB		0.00	6,620.00	6,620.00	6,620.00	0.00	0.00	0.00
20-271-100-100	Title II A salaries	9,387.00	(9,387.00)	0.00	0.00	0.00	0.00	0.00
20-271-100-600	Title II - General Supplies	0.00	0.00	0.00	0.00	0.00	0.00	0.00
Title II - NCLB (Other Prog.)		9,387.00	(9,387.00)	0.00	0.00	0.00	0.00	0.00
20-271-200-300	Title II Purch Prof & Tech Svc	0.00	10,808.00	10,808.00	5,375.00	2,969.00	2,464.00	0.00
Title II A - NCLB		0.00	10,808.00	10,808.00	5,375.00	2,969.00	2,464.00	0.00
20-241-100-600	TITLE III - NCLB SUPPLIES	0.00	604.80	604.80	604.80	0.00	0.00	0.00
Title III - NCLB		0.00	604.80	604.80	604.80	0.00	0.00	0.00
20-261-100-600	General Supplies	0.00	0.00	0.00	0.00	0.00	0.00	0.00
20-261-200-200	Title V NCLB Benefits	0.00	0.00	0.00	0.00	0.00	0.00	0.00
Title V - NCLB		0.00	0.00	0.00	0.00	0.00	0.00	0.00
20-250-100-300	IDEA Part B PURCH PROF SVCS	5,995.00	(5,995.00)	0.00	0.00	0.00	0.00	0.00
20-250-100-500	IDEA Part B OTHER PURCH SVC	67,444.00	(5,413.00)	62,031.00	49,878.60	12,152.40	0.00	0.00
20-250-200-300	IDEA Part B PURCH SVC	0.00	20,881.00	20,881.00	7,396.00	13,485.00	0.00	0.00
IDEA Part B		73,439.00	9,473.00	82,912.00	57,274.60	25,637.40	0.00	0.00
20-251-100-500	IDEA PS OTHER PURCH SVC	3,732.00	712.00	4,444.00	2,429.50	2,014.50	0.00	0.00
20-251-100-600	IDEA PS NP SUPPLIES	0.00	0.00	0.00	0.00	0.00	0.00	0.00
20-251-200-320	IDEA PS PURCH PROF/TECH SVC	0.00	0.00	0.00	0.00	0.00	0.00	0.00
IDEA (Prog. 251)		3,732.00	712.00	4,444.00	2,429.50	2,014.50	0.00	0.00
20-252-100-300	IDEA Carryover Purchased Serv.	0.00	0.00	0.00	0.00	0.00	0.00	0.00
20-252-100-500	IDEA C/O OTHER PURCH SVC	0.00	0.00	0.00	0.00	0.00	0.00	0.00
20-252-200-300	IDEA NP C/O PROF & TECH SVC	0.00	0.00	0.00	0.00	0.00	0.00	0.00
20-252-200-500	IDEA NP C/O OTHER PURCH SVC	0.00	0.00	0.00	0.00	0.00	0.00	0.00
IDEA Continuation Proj		0.00	0.00	0.00	0.00	0.00	0.00	0.00
20-253-100-500	IDEA PS C/O OTHER PURCH SVC	0.00	0.00	0.00	0.00	0.00	0.00	0.00
IDEA PS C/O		0.00	0.00	0.00	0.00	0.00	0.00	0.00
20-000-221-101	Mentor Program	0.00	0.00	0.00	0.00	0.00	0.00	0.00
Other Federal Proj		0.00	0.00	0.00	0.00	0.00	0.00	0.00
20-450-100-600	REAP Grant	0.00	0.00	0.00	0.00	0.00	0.00	0.00
20-450-100-731	REAP Grant	21,377.00	5,302.00	26,679.00	26,679.00	0.00	0.00	0.00
REAP Grant		21,377.00	5,302.00	26,679.00	26,679.00	0.00	0.00	0.00
20-501-100-610	Technology	1,226.00	932.00	2,158.00	2,158.00	0.00	0.00	0.00
20-501-100-640	Textbooks	4,000.00	784.00	4,784.00	4,784.00	0.00	0.00	0.00
Non-Public Textbook/Technology		5,226.00	1,716.00	6,942.00	6,942.00	0.00	0.00	0.00
20-503-219-320	NP 192/193 E.S.L.	0.00	914.00	914.00	913.50	0.00	0.50	0.00
20-506-219-320	NP Supplemental	0.00	785.00	785.00	0.00	0.00	785.00	0.00
20-507-219-320	NP Evals & Classifications	16,165.00	(4,828.77)	11,336.23	7,733.95	0.00	3,602.28	0.00
20-508-219-320	NP Speech	0.00	3,534.00	3,534.00	0.00	0.00	3,534.00	0.00
Non-Public Chptr 192/193		16,165.00	404.23	16,569.23	8,647.45	0.00	7,921.78	0.00
20-502-213-320	NP Nursing Exp	5,660.00	1,810.00	7,470.00	7,470.00	0.00	0.00	0.00
Non-Public Nursing Svcs		5,660.00	1,810.00	7,470.00	7,470.00	0.00	0.00	0.00
20-511-100-610	Non-public security aid	1,572.00	2,578.00	4,150.00	4,150.00	0.00	0.00	0.00
Non-Public Security Aid		1,572.00	2,578.00	4,150.00	4,150.00	0.00	0.00	0.00
<b>Grand Totals for fund 20:</b>		<b>136,558.00</b>	<b>30,641.03</b>	<b>167,199.03</b>	<b>126,192.35</b>	<b>30,620.90</b>	<b>10,385.78</b>	<b>0.00</b>

Pursuant to N.J.A.C. 6A:23A-16.10(c)3, I certify that as of the date of this report no budgetary line item account has encumbrances and expenditures which in total exceed the line item appropriation in violation of 6A:23A-16.10(a).

  
 Patricia A. Martucci, Board Secretary

4-10-17  
 Date



Interim Balance Sheet

ASSETS AND RESOURCES

ASSETS

101 Cash in checking account	\$	0.00	
102-106 Other cash equivalents	\$	0.00	
Total cash			\$ 0.00
111 Investments			\$ 0.00
114 Investment interest receivable			\$ 0.00
121 Tax levy receivable			\$ 0.00
Accounts receivable			
132 Interfund	\$	0.00	
141 Intergovernmental - state	\$	0.00	
142 Intergovernmental - federal	\$	0.00	
143 Intergovernmental - other	\$	0.00	
153 Other Accounts Receivable	\$	0.00	
			\$ 0.00
Loans receivable			
131 Interfund	\$	0.00	
151 Other Loans Receivable	\$	0.00	
			\$ 0.00
199 Other current assets			\$ 0.00

RESOURCES

301 Estimated revenues (from adjusted budget)	\$	0.00	
302 Less: revenues collected or accrued	\$	0.00	
			\$ 0.00

TOTAL ASSETS AND RESOURCES

\$ 0.00
<u>\$ 0.00</u>

LIABILITIES AND FUND EQUITY

LIABILITIES

401 Interfund loans payable	\$	0.00
402 Interfund accounts payable	\$	0.00
411 Intergovernmental accounts payable - state	\$	0.00
412 Intergovernmental accounts payable - federal	\$	0.00
413 Intergovernmental accounts payable - other	\$	0.00
421 Accounts payable	\$	0.00
422 Judgments payable	\$	0.00
430 Compensated absences payable	\$	0.00
431 Contracts payable	\$	0.00
451 Loans payable	\$	0.00
481 Deferred revenues	\$	0.00
499 Other current liabilities	\$	0.00
Total liabilities	\$	<u>0.00</u>

FUND EQUITY

Appropriated:

753 Reserve for encumbrances - current year			\$	0.00	
754 Reserve for encumbrances - prior year			\$	0.00	
760 Other reserves			\$	0.00	
771 Designated Fund Balance			\$	0.00	
601 Appropriations		\$	6.64		
602 Less: expenditures	\$	6.64			
603 Less: encumbrances	\$	0.00	\$	(6.64)	\$
Appropriations less expenditures					\$
					0.00

Unappropriated:

770 Fund Balance, July 1, 2016			\$	6.64	
303 Less: budgeted fund balance			\$	(6.64)	
Unappropriated fund balance					\$
					0.00
Total fund equity					\$
					0.00

TOTAL LIABILITIES AND FUND EQUITY

\$ 0.00

RECAPITULATION OF FUND BALANCE - CURRENT YEAR ACTIVITY

	Budgeted	Actual	Variance
Appropriations	\$ 6.64	\$ 6.64	\$ 0.00
Less: Revenues	\$ 0.00	\$ 0.00	\$ 0.00
Subtotal	\$ 6.64	\$ 6.64	\$ 0.00
Less: adjustment to appropriations for Prior Year Encumbrances	\$ 0.00	\$ 0.00	\$ 0.00
Total current year budgeted fund balance	\$ 6.64	\$ 6.64	\$ 0.00
Add: Unappropriated fund balance			\$ 0.00
Total of budgeted and unappropriated fund balance			\$ 0.00

**Revenues/Sources of Funds**

Acct Group	Group Title	Budgeted Est.	Transfers	Adj. Budget	Act to Date	Unrealized Under/(Over)
Recap	From Recap of Fund Balance	6.64	0.00	6.64	6.64	0.00
52xx	From Transfers	0.00	0.00	0.00	0.00	0.00
1xxx	From Local Sources	0.00	0.00	0.00	0.00	0.00
2xxx	From Intermediate Sources	0.00	0.00	0.00	0.00	0.00
3xxx	From State Sources	0.00	0.00	0.00	0.00	0.00
4xxx	From Federal Sources	0.00	0.00	0.00	0.00	0.00
5xxx	From Other Sources	0.00	0.00	0.00	0.00	0.00
<b>Grand Totals</b>		<b>6.64</b>	<b>0.00</b>	<b>6.64</b>	<b>6.64</b>	<b>0.00</b>

**Fund 30 (Capital Projects Fund)**

Account Group	Group Title	Original Bgt	New App/Trnsf	Revised Bgt	Expenditures	Encumbrances	Avail Balance	Refunds
Debt service-regular		6.64	0.00	6.64	6.64	0.00	0.00	0.00
<b>Grand Totals for fund 30:</b>		<b>6.64</b>	<b>0.00</b>	<b>6.64</b>	<b>6.64</b>	<b>0.00</b>	<b>0.00</b>	<b>0.00</b>

**Revenues Summary**


Acct Group	Group Title	Budgeted Est.	Transfers	Adj. Budget	Act to Date	Unrealized Under/(Over)
Recap	From Recap of Fund Balance	6.64	0.00	6.64	6.64	0.00
30-1510-000-000	Interest Income	0.00	0.00	0.00	0.00	0.00
30-1900-000-000	Miscellaneous Revenue	0.00	0.00	0.00	0.00	0.00
30-1980-000-000	Refund of Prior Year Exp	0.00	0.00	0.00	0.00	0.00
30-3255-000-000	EDA Grant	0.00	0.00	0.00	0.00	0.00
<b>Grand Totals</b>		<b>6.64</b>	<b>0.00</b>	<b>6.64</b>	<b>6.64</b>	<b>0.00</b>

**Minimum Expense General Ledger Report**

**Fund 30 (Capital Projects Fund)**

Expend. Account #	Account Title	Original Bgt	New App/Trnsf	Revised Bgt	Expenditures	Encumbrances	Avail Balance	Refunds
30-000-400-331	Legal Services	0.00	0.00	0.00	0.00	0.00	0.00	0.00
30-000-400-390	Construction Services	0.00	0.00	0.00	0.00	0.00	0.00	0.00
30-000-400-450	Construction Costs	0.00	0.00	0.00	0.00	0.00	0.00	0.00
30-000-400-800	Contingency	0.00	0.00	0.00	0.00	0.00	0.00	0.00
30-000-520-930	Transfers to Other Funds	6.64	0.00	6.64	6.64	0.00	0.00	0.00
Debt service-regular		6.64	0.00	6.64	6.64	0.00	0.00	0.00
<b>Grand Totals for fund 30:</b>		<b>6.64</b>	<b>0.00</b>	<b>6.64</b>	<b>6.64</b>	<b>0.00</b>	<b>0.00</b>	<b>0.00</b>

Pursuant to N.J.A.C. 6A:23A-16.10(c)3, I certify that as of the date of this report no budgetary line item account has encumbrances and expenditures which in total exceed the line item appropriation in violation of 6A:23A-16.10(a).

  
 Patricia A. Martucci, Board Secretary

4-10-17  
 Date

Interim Balance Sheet

ASSETS AND RESOURCES

ASSETS

101 Cash in checking account	\$ 0.14	
102-106 Other cash equivalents	\$ 0.00	
Total cash		\$ 0.14
111 Investments		\$ 0.00
114 Investment interest receivable		\$ 0.00
121 Tax levy receivable		\$ 0.00
Accounts receivable		
132 Interfund	\$ 0.00	
141 Intergovernmental - state	\$ 0.00	
142 Intergovernmental - federal	\$ 0.00	
143 Intergovernmental - other	\$ 0.00	
153 Other Accounts Receivable	\$ 0.00	
		\$ 0.00
Loans receivable		
131 Interfund	\$ 0.00	
151 Other Loans Receivable	\$ 0.00	
		\$ 0.00
199 Other current assets		\$ 0.00

RESOURCES

301 Estimated revenues (from adjusted budget)	\$ 634,698.00	
302 Less: revenues collected or accrued	\$ (644,750.00)	
		\$ (10,052.00)
<b>TOTAL ASSETS AND RESOURCES</b>		<b>\$ (10,051.86)</b>

LIABILITIES AND FUND EQUITY

LIABILITIES

401 Interfund loans payable		\$ 0.00
402 Interfund accounts payable		\$ 0.00
411 Intergovernmental accounts payable - state		\$ 0.00
412 Intergovernmental accounts payable - federal		\$ 0.00
413 Intergovernmental accounts payable - other		\$ 0.00
421 Accounts payable		\$ 0.00
422 Judgments payable		\$ 0.00
430 Compensated absences payable		\$ 0.00
431 Contracts payable		\$ 0.00
451 Loans payable		\$ 0.00
481 Deferred revenues		\$ 0.00
499 Other current liabilities		\$ 0.00
Total liabilities		<b>\$ 0.00</b>

**FUND EQUITY**

Appropriated:

753 Reserve for encumbrances - current year			\$	0.00		
754 Reserve for encumbrances - prior year			\$	0.00		
760 Other reserves			\$	0.00		
771 Designated Fund Balance			\$	0.00		
601 Appropriations		\$	644,750.00			
602 Less: expenditures	\$	644,750.00				
603 Less: encumbrances	\$	0.00	\$	(644,750.00)	\$	0.00
Appropriations less expenditures					\$	0.00

Unappropriated:

770 Fund Balance, July 1, 2016			\$	0.14		
303 Less: budgeted fund balance			\$	(10,052.00)		
Unappropriated fund balance					\$	(10,051.86)
Total fund equity					\$	(10,051.86)
<b>TOTAL LIABILITIES AND FUND EQUITY</b>					\$	<u>(10,051.86)</u>

**RECAPITULATION OF FUND BALANCE - CURRENT YEAR ACTIVITY**

	Budgeted	Actual	Variance
Appropriations	\$ 644,750.00	\$ 644,750.00	\$ 0.00
Less: Revenues	\$ (634,698.00)	\$ (644,750.00)	\$ 10,052.00
Subtotal	\$ 10,052.00	\$ 0.00	\$ 10,052.00
Less: adjustment to appropriations for Prior Year Encumbrances	\$ 0.00	\$ 0.00	\$ 0.00
Total current year budgeted fund balance	\$ 10,052.00	\$ 0.00	\$ 10,052.00
Add: Unappropriated fund balance			\$ (10,051.86)
Total of budgeted and unappropriated fund balance			\$ <u>0.14</u>

**Revenues/Sources of Funds**

Acct Group	Group Title	Budgeted Est.	Transfers	Adj. Budget	Act to Date	Unrealized Under/(Over)
Recap	From Recap of Fund Balance	10,052.00	0.00	10,052.00	0.00	10,052.00
52xx	From Transfers	0.00	0.00	0.00	0.00	0.00
1xxx	From Local Sources	634,698.00	0.00	634,698.00	644,750.00	(10,052.00)
2xxx	From Intermediate Sources	0.00	0.00	0.00	0.00	0.00
3xxx	From State Sources	0.00	0.00	0.00	0.00	0.00
4xxx	From Federal Sources	0.00	0.00	0.00	0.00	0.00
5xxx	From Other Sources	0.00	0.00	0.00	0.00	0.00
<b>Grand Totals</b>		<b>644,750.00</b>	<b>0.00</b>	<b>644,750.00</b>	<b>644,750.00</b>	<b>0.00</b>

**Fund 40 (Debt Service Fund)**

Account Group	Group Title	Original Bgt	New App/Trnsf	Revised Bgt	Expenditures	Encumbrances	Avail Balance	Refunds
Debt service-regular		644,750.00	0.00	644,750.00	644,750.00	0.00	0.00	0.00
<b>Grand Totals for fund 40:</b>		<b>644,750.00</b>	<b>0.00</b>	<b>644,750.00</b>	<b>644,750.00</b>	<b>0.00</b>	<b>0.00</b>	<b>0.00</b>

**Revenues Summary**


Acct Group	Group Title	Budgeted Est.	Transfers	Adj. Budget	Act to Date	Unrealized Under/(Over)
Recap	From Recap of Fund Balance	10,052.00	0.00	10,052.00	0.00	10,052.00
40-5200-000-000	Transfer from other funds	0.00	0.00	0.00	0.00	0.00
40-1210-000-000	LCL TAX LEVY DS	634,698.00	0.00	634,698.00	634,698.00	0.00
40-1210-001-000	Tax Levy (DS) - Prior Yr	0.00	0.00	0.00	10,052.00	(10,052.00)
<b>Grand Totals</b>		<b>644,750.00</b>	<b>0.00</b>	<b>644,750.00</b>	<b>644,750.00</b>	<b>0.00</b>

**Minimum Expense General Ledger Report**

**Fund 40 (Debt Service Fund)**

Expend. Account #	Account Title	Original Bgt	New App/Trnsf	Revised Bgt	Expenditures	Encumbrances	Avail Balance	Refunds
40-701-510-834	Debt Service Interest	169,750.00	0.00	169,750.00	169,750.00	0.00	0.00	0.00
40-701-510-910	DS PRINCIPAL	475,000.00	0.00	475,000.00	475,000.00	0.00	0.00	0.00
Debt service-regular		644,750.00	0.00	644,750.00	644,750.00	0.00	0.00	0.00
<b>Grand Totals for fund 40:</b>		<b>644,750.00</b>	<b>0.00</b>	<b>644,750.00</b>	<b>644,750.00</b>	<b>0.00</b>	<b>0.00</b>	<b>0.00</b>

Pursuant to N.J.A.C. 6A:23A-16.10(c)3, I certify that as of the date of this report no budgetary line item account has encumbrances and expenditures which in total exceed the line item appropriation in violation of 6A:23A-16.10(a).

  
 Patricia A. Martucci, Board Secretary

4-10-17

Date

Interim Balance Sheet

ASSETS AND RESOURCES

ASSETS

101 Cash in checking account	\$ 50,136.12	
102-106 Other cash equivalents	\$ 0.00	
Total cash		\$ 50,136.12
111 Investments		\$ 0.00
114 Investment interest receivable		\$ 0.00
121 Tax levy receivable		\$ 0.00
Accounts receivable		
132 Interfund	\$ 0.00	
141 Intergovernmental - state	\$ 0.00	
142 Intergovernmental - federal	\$ 0.00	
143 Intergovernmental - other	\$ 7,303.80	
153 Other Accounts Receivable	\$ 1,176.00	
		\$ 8,479.80
Loans receivable		
131 Interfund	\$ 0.00	
151 Other Loans Receivable	\$ 0.00	
		\$ 0.00
199 Other current assets		\$ 0.00

RESOURCES

301 Estimated revenues (from adjusted budget)	\$ 20,000.00	
302 Less: revenues collected or accrued	\$ (38,328.80)	
		\$ (18,328.80)
<b>TOTAL ASSETS AND RESOURCES</b>		<b>\$ 40,287.12</b>

LIABILITIES AND FUND EQUITY

LIABILITIES

401 Interfund loans payable		\$ 0.00
402 Interfund accounts payable		\$ 0.00
411 Intergovernmental accounts payable - state		\$ 0.00
412 Intergovernmental accounts payable - federal		\$ 0.00
413 Intergovernmental accounts payable - other		\$ 0.00
421 Accounts payable		\$ 0.00
422 Judgments payable		\$ 0.00
430 Compensated absences payable		\$ 0.00
431 Contracts payable		\$ 0.00
451 Loans payable		\$ 0.00
481 Deferred revenues		\$ 0.00
499 Other current liabilities		\$ 0.00
Total liabilities		<u>\$ 0.00</u>

**FUND EQUITY**

Appropriated:

753 Reserve for encumbrances - current year			\$	30,847.04	
754 Reserve for encumbrances - prior year			\$	0.00	
760 Other reserves			\$	0.00	
771 Designated Fund Balance			\$	0.00	
501 Appropriations		\$	61,000.00		
502 Less: expenditures	\$	30,152.96			
503 Less: encumbrances	\$	30,847.04	\$	(61,000.00)	\$
Appropriations less expenditures					\$
					30,847.04

Unappropriated:

770 Fund Balance, July 1, 2016			\$	50,440.08	
303 Less: budgeted fund balance			\$	(41,000.00)	
Unappropriated fund balance					\$
					9,440.08
Total fund equity					\$
					40,287.12

**TOTAL LIABILITIES AND FUND EQUITY**

\$ 40,287.12

**RECAPITULATION OF FUND BALANCE - CURRENT YEAR ACTIVITY**

	Budgeted	Actual	Variance
Appropriations	\$ 61,000.00	\$ 61,000.00	\$ 0.00
Less: Revenues	\$ (20,000.00)	\$ (38,328.80)	\$ 18,328.80
Subtotal	\$ 41,000.00	\$ 22,671.20	\$ 18,328.80
Less: adjustment to appropriations for Prior Year Encumbrances	\$ 0.00	\$ 0.00	\$ 0.00
Total current year budgeted fund balance	\$ 41,000.00	\$ 22,671.20	\$ 18,328.80
Add: Unappropriated fund balance			\$ 9,440.08
Total of budgeted and unappropriated fund balance			\$ 27,768.88



**Revenues/Sources of Funds**

Acct Group	Group Title	Budgeted Est.	Transfers	Adj. Budget	Act to Date	Unrealized Under/(Over)
Recap	From Recap of Fund Balance	41,000.00	0.00	41,000.00	22,671.20	18,328.80
52xx	From Transfers	0.00	0.00	0.00	0.00	0.00
1xxx	From Local Sources	20,000.00	0.00	20,000.00	38,328.80	(18,328.80)
2xxx	From Intermediate Sources	0.00	0.00	0.00	0.00	0.00
3xxx	From State Sources	0.00	0.00	0.00	0.00	0.00
4xxx	From Federal Sources	0.00	0.00	0.00	0.00	0.00
5xxx	From Other Sources	0.00	0.00	0.00	0.00	0.00
<b>Grand Totals</b>		<b>61,000.00</b>	<b>0.00</b>	<b>61,000.00</b>	<b>61,000.00</b>	<b>0.00</b>

**Fund 60 (PreK and K Wrap Fund)**

Account Group	Group Title	Original Bgt	New App/Trnsf	Revised Bgt	Expenditures	Encumbrances	Avail Balance	Refunds
PRE-K - GenEd (Tuition)		61,000.00	0.00	61,000.00	30,152.96	30,847.04	0.00	0.00
<b>Grand Totals for fund 60:</b>		<b>61,000.00</b>	<b>0.00</b>	<b>61,000.00</b>	<b>30,152.96</b>	<b>30,847.04</b>	<b>0.00</b>	<b>0.00</b>

**Revenues Summary**


Acct Group	Group Title	Budgeted Est.	Transfers	Adj. Budget	Act to Date	Unrealized Under/(Over)
Recap	From Recap of Fund Balance	41,000.00	0.00	41,000.00	22,671.20	18,328.80
60-1310-105-000	PRE-K TUITION	20,000.00	0.00	20,000.00	38,328.80	(18,328.80)
60-1310-110-000	KWRAP TUITION	0.00	0.00	0.00	0.00	0.00
60-1620-910-000	Food Service Revenue	0.00	0.00	0.00	0.00	0.00
60-1990-000-000	MISCELLANEOUS	0.00	0.00	0.00	0.00	0.00
<b>Grand Totals</b>		<b>61,000.00</b>	<b>0.00</b>	<b>61,000.00</b>	<b>61,000.00</b>	<b>0.00</b>

**Minimum Expense General Ledger Report**

**Fund 60 (PreK and K Wrap Fund)**

Expend. Account #	Account Title	Original Bgt	New App/Trnsf	Revised Bgt	Expenditures	Encumbrances	Avail Balance	Refunds
60-105-100-100	PRE-K SALARIES	61,000.00	(13,375.00)	47,625.00	30,152.96	17,472.04	0.00	0.00
60-105-100-270	HEALTH/DENTAL BENEFITS	0.00	13,375.00	13,375.00	0.00	13,375.00	0.00	0.00
60-105-100-600	PRE-K SUPPLIES	0.00	0.00	0.00	0.00	0.00	0.00	0.00
PRE-K - GenEd (Tuition)		61,000.00	0.00	61,000.00	30,152.96	30,847.04	0.00	0.00
<b>Grand Totals for fund 60:</b>		<b>61,000.00</b>	<b>0.00</b>	<b>61,000.00</b>	<b>30,152.96</b>	<b>30,847.04</b>	<b>0.00</b>	<b>0.00</b>

Pursuant to N.J.A.C. 6A:23A-16.10(c)3, I certify that as of the date of this report no budgetary line item account has encumbrances and expenditures which in total exceed the line item appropriation in violation of 6A:23A-16.10(a).

  
 Patricia A. Martucci, Board Secretary

4-10-17  
 Date