

^REPORT OF THE TREASURER
 ^TO THE BOARD OF EDUCATION
 District: FRANKLIN TOWNSHIP
 All Funds
 For the Month Ending: 01/31/16

FUNDS	CASH REPORT			
	(1) Beginning Cash Balance	(2) Cash Receipts This Month	(3) Cash Disbursements This Month	(4) Ending Cash Balances (1)+(2)-(3)
<u>GOVERNMENTAL FUNDS</u>				
1 General Fund - Fund 10&18	\$924,823.45	55,099.46	525,492.45	\$454,430.46
2 Capital Reserve - Fund 10	\$ 112,616.25	27.85	0.00	\$112,644.10
3 Maintenance Reserve - Fund 10	\$ 91,756.74	0.00	0.00	\$91,756.74
4 Special Revenue - Fund 20	\$36,224.27	0.00	22998.00	\$13,226.27
5 Capital Projects - Fund 30	\$0.00	0.00	0.00	\$0.00
6 Debt Service - Fund 40	\$0.14	0.00	0.00	\$0.14
6a Total Governmental Funds (Lines 1 thru 4)	\$1,165,420.85	\$55,127.31	\$548,490.45	\$672,057.71
7 Debit Card Account - Fund 50	\$0.00	-	0.00	\$0.00
8 Pre K & K Wrap Around Fund - 60	\$38,770.81	3,202.00	2,334.62	\$39,638.19
9	\$0.00	0.00	0.00	\$0.00
9a Total Enterprise Funds (Lines 5-8)	\$38,770.81	\$3,202.00	\$2,334.62	\$39,638.19
<u>GENERAL FUND ALL ACCOUNTS</u>				
<u>TRUST AND AGENCY FUNDS (Fund 6X)</u>				
10 Payroll	\$1,718.21	158,982.55	158,978.45	\$1,722.31
11 Agency	\$5,371.81	303,649.42	308,522.55	\$498.68
12 Summer Pay	\$44,947.22	14,024.00	0.00	\$58,971.22
13 Unemployment Trust Fund	\$38,478.07	11.60	0.00	\$38,489.67
13a Total Trust & Agency Funds (Lines 8 thru 10)	\$90,515.31	\$476,667.57	\$467,501.00	\$99,681.88
14 Total All Funds (Lines 6a, 9a and 13a)	\$1,294,706.97	\$534,996.88	\$1,018,326.07	\$811,377.78



Abigail E. Kutz
 Treasurer of School Monies

Prepared and Submitted By:

Date 2/20/2016

Interim Balance Sheet

ASSETS AND RESOURCES

ASSETS			
101 Cash in checking account		\$ 454,430.46	
102-106 Other cash equivalents		\$ 1,578.70	
Total cash			\$ 456,009.16
111 Investments			\$ 0.00
114 Investment interest receivable			\$ 0.00
116 Capital reserve account			\$ 112,644.10
117 Maintenance reserve account			\$ 91,756.74
121 Tax levy receivable			\$ 2,667,638.85
Accounts receivable			
132 Interfund	\$ 0.00		
141 Intergovernmental - state	\$ 229,062.43		
142 Intergovernmental - federal	\$ 0.00		
143 Intergovernmental - other	\$ 0.00		
153 Other Accounts Receivable	\$ 3,198.44		
			\$ 232,260.87
Loans receivable			
131 Interfund	\$ 0.00		
151 Other Loans Receivable	\$ 0.00		
			\$ 0.00
199 Other current assets			\$ 0.00
RESOURCES			
301 Estimated revenues (from adjusted budget)		\$ 5,732,579.28	
302 Less: revenues collected or accrued		\$ (5,766,125.88)	
			\$ (33,546.60)
TOTAL ASSETS AND RESOURCES			<u>\$ 3,526,763.12</u>

LIABILITIES AND FUND EQUITY

LIABILITIES			
401 Interfund loans payable			\$ 0.00
402 Interfund accounts payable			\$ 3,011.13
411 Intergovernmental accounts payable - state			\$ 0.00
412 Intergovernmental accounts payable - federal			\$ 0.00
413 Intergovernmental accounts payable - other			\$ 0.00
421 Accounts payable			\$ 16,182.58
422 Judgments payable			\$ 0.00
430 Compensated absences payable			\$ 0.00
431 Contracts payable			\$ 0.00
451 Loans payable			\$ 0.00
481 Deferred revenues			\$ 0.00
499 Other current liabilities			\$ 0.00
Total liabilities			<u>\$ 19,193.71</u>

FUND EQUITY

Appropriated:

753 Reserve for encumbrances - current year			\$ 2,462,496.00	
754 Reserve for encumbrances - prior year			\$ 37,859.41	
761 Reserved fund balance Capital Reserve - July 1, 2015		\$ 152,431.12		
604 Add: Increase in capital reserve		\$ 212.98		
307 Less: Budgeted withdrawal from capital reserve - eligible costs		\$ 0.00		
309 Less: Budgeted withdrawal from capital reserve - excess costs		\$ (40,000.00)		
317 Less: Budgeted withdrawal from capital reserve - transfer to Debt Svc		\$ 0.00		
Subtotal - capital reserve			\$ 112,644.10	
764 Reserved fund balance Maintenance Reserve - July 1, 2015		\$ 91,756.74		
606 Add: Increase in maintenance reserve		\$ 0.00		
310 Less: Budgeted withdrawal from maintenance reserve		\$ 0.00		
Subtotal - maintenance reserve			\$ 91,756.74	
760 Other reserves			\$ 0.00	
771 Designated Fund Balance			\$ 0.00	
772 Designated Fund Balance - ARRA/SEMI			\$ 0.00	
601 Appropriations		\$ 6,117,573.91		
602 Less: expenditures	\$ 3,111,842.78			
603 Less: encumbrances	\$ 2,500,355.41	\$ (5,612,198.19)	\$ 505,375.72	
Appropriations less expenditures				\$ 3,210,131.97
Unappropriated:				
770 Fund Balance, July 1, 2015			\$ 313,258.42	
303 Less: budgeted fund balance			\$ (15,820.98)	
Unappropriated fund balance				\$ 297,437.44
Total fund equity				\$ 3,507,569.41
TOTAL LIABILITIES AND FUND EQUITY				\$ 3,526,763.12

RECAPITULATION OF FUND BALANCE - CURRENT YEAR ACTIVITY

	Budgeted	Actual	Variance
Appropriations	\$ 6,117,573.91	\$ 5,612,198.19	\$ 505,375.72
Less: Revenues	\$ (5,732,579.28)	\$ (5,766,125.88)	\$ 33,546.60
Subtotal	\$ 384,994.63	\$ (153,927.69)	\$ 538,922.32
Change in capital reserve			
Plus - Increase in reserve	\$ 212.98	\$ 212.98	\$ 0.00
Less - Withdrawal from reserve	\$ (40,000.00)	\$ (40,000.00)	\$ 0.00
Change in maintenance reserve			
Plus - Increase in reserve	\$ 0.00	\$ 0.00	\$ 0.00
Less - Withdrawal from reserve	\$ 0.00	\$ 0.00	\$ 0.00
Less: adjustment to appropriations for Prior Year Encumbrances	\$ (329,386.63)	\$ (329,386.63)	\$ 0.00
Total current year budgeted fund balance	\$ 15,820.98	\$ (523,101.34)	\$ 538,922.32
Add: Unappropriated fund balance			\$ 297,437.44
Total of budgeted and unappropriated fund balance			\$ 836,359.76

Revenues/Sources of Funds

Acct Group	Group Title	Budgeted Est.	Transfers	Adj. Budget	Act to Date	Unrealized Under/(Over)
Recap	From Recap of Fund Balance	15,608.00	329,599.61	345,207.61	(193,714.71)	538,922.32
307/309/317	Bgtd wdrwl from cap rsv	0.00	40,000.00	40,000.00	40,000.00	0.00
310	Bgtd wdrwl from maint rsv	0.00	0.00	0.00	0.00	0.00
52xx	From Transfers	0.00	0.00	0.00	6.64	(6.64)
1xxx	From Local Sources	5,352,277.28	0.00	5,352,277.28	5,385,817.24	(33,539.96)
2xxx	From Intermediate Sources	0.00	0.00	0.00	0.00	0.00
3xxx	From State Sources	380,302.00	0.00	380,302.00	380,302.00	0.00
4xxx	From Federal Sources	0.00	0.00	0.00	0.00	0.00
5xxx	From Other Sources	0.00	0.00	0.00	0.00	0.00
Grand Totals		5,748,187.28	369,599.61	6,117,786.89	5,612,411.17	505,375.72

Fund 11 (Current Expense Fund)

Account Group	Group Title	Original Bgt	New App/Trnsf	Revised Bgt	Expenditures	Encumbrances	Avail Balance	Refunds
Regular programs-Instruction		1,759,533.82	105,499.04	1,865,032.86	1,000,302.09	851,290.68	13,440.09	0.00
Regular programs-Home Instruction		1,140.00	1,000.00	2,140.00	1,600.00	0.00	540.00	0.00
Regular programs-Undistrib Instruction		817,060.20	76,630.85	893,691.05	579,920.28	198,288.93	115,481.84	57,290.91
Special Program Instr Alloc of Benefits		109,370.29	(2.88)	109,367.41	34,311.47	37,498.36	37,557.58	6,235.33
Special education-Resource room		407,315.54	13,251.25	420,566.79	139,766.64	280,350.35	449.80	0.00
Pre School Handicapped		101,583.42	6,276.02	107,859.44	53,294.68	54,471.55	93.21	0.00
ESY - Extended School Year		0.00	0.00	0.00	0.00	0.00	0.00	0.00
Basic skills/remedial-instruction		50,669.96	2,579.14	53,249.10	46,571.14	6,596.56	81.40	0.00
Curricular activities-instruction		9,098.00	0.00	9,098.00	0.00	9,098.00	0.00	0.00
School Sponsored Athletics Instruction		17,676.00	0.00	17,676.00	4,777.45	11,478.75	1,419.80	0.00
Other instructional programs		18,000.00	0.00	18,000.00	16,909.45	0.00	1,090.55	0.00
Undistributed expense-instruction		310,430.00	(17,000.00)	293,430.00	131,349.11	116,909.20	45,171.69	0.00
Attendance		39,436.47	636.13	40,072.60	23,982.90	12,973.80	3,115.90	846.32
Health services		88,203.77	7,915.00	96,118.77	49,575.22	42,004.56	4,538.99	2,718.10
Other support svc-Related svcs		71,448.99	(13,857.61)	57,591.38	9,720.04	28,460.00	19,411.34	0.00
Other support svc-students-reg		97,751.79	6,526.48	104,278.27	56,130.77	44,304.61	3,842.89	4,328.91
Other support svc-students-spec		222,551.93	(16,273.87)	206,278.06	108,125.79	68,213.82	29,938.45	1,376.88
Impr of inst-other sup-instruc		106,145.68	0.00	106,145.68	61,002.91	41,347.88	3,794.89	4,097.66
Library and educ media		17,739.75	716.83	18,456.58	12,216.39	5,919.85	320.34	0.00
Inst. staff training svcs		2,510.00	195.00	2,705.00	2,695.00	0.00	10.00	0.00
Support svc-general admin		297,740.34	43,234.00	340,974.34	192,687.31	103,940.79	44,346.24	7,926.04
Support svc-school admin		87,415.71	8,200.00	95,615.71	49,415.73	34,286.32	11,913.66	1,151.92
Centrl Svcs/Bus. Svcs		218,010.64	16,300.00	234,310.64	126,828.42	83,266.02	24,216.20	4,613.46
Centrl Svcs Adm Info Tech		0.00	0.00	0.00	0.00	0.00	0.00	0.00
Operation/maint of plant svc		477,965.97	87,561.25	565,527.22	293,232.02	209,138.82	63,156.38	1,415.00
Student transportation svcs		322,501.71	0.00	322,501.71	25,832.25	260,065.90	36,603.56	41,594.24
Employee Benefits		34,793.30	0.00	34,793.30	7,062.65	450.66	27,279.99	0.00
610	Increase in Bus Ad. Rsv	0.00	0.00	0.00	0.00	0.00	0.00	0.00
611	Incr in Impact Aid (Gen) Rsv	0.00	0.00	0.00	0.00	0.00	0.00	0.00
612	Incr in Impact Aid (Cap) Rsv	0.00	0.00	0.00	0.00	0.00	0.00	0.00
Grand Totals for fund 11:		5,686,093.28	329,386.63	6,015,479.91	3,027,309.71	2,500,355.41	487,814.79	133,594.77

Fund 12 (Capital Outlay Fund)

Account Group	Group Title	Original Bgt	New App/Trnsf	Revised Bgt	Expenditures	Encumbrances	Avail Balance	Refunds
604	Increase in Cap Rsv	0.00	212.98	212.98	212.98	0.00	0.00	0.00
Equip		25,958.00	40,000.00	65,958.00	48,397.07	0.00	17,560.93	0.00
Facil acquis/const		36,136.00	0.00	36,136.00	36,136.00	0.00	0.00	0.00
Grand Totals for fund 12:		62,094.00	40,212.98	102,306.98	84,746.05	0.00	17,560.93	0.00

Fund 18 (Education Jobs Fund)

Account Group	Group Title	Original Bgt	New App/Trnsf	Revised Bgt	Expenditures	Encumbrances	Avail Balance	Refunds
Grade 1-5 Instruction		0.00	0.00	0.00	0.00	0.00	0.00	0.00
Regular programs-Undistrib Instruction		0.00	0.00	0.00	0.00	0.00	0.00	0.00
Grand Totals for fund 18:		0.00	0.00	0.00	0.00	0.00	0.00	0.00

Grand Totals for all Subfunds of Fund 10: 5,748,187.28 369,599.61 6,117,786.89 3,112,055.76 2,500,355.41 505,375.72 133,594.77

Revenues Summary

Acct Group	Group Title	Budgeted Est.	Transfers	Adj. Budget	Act to Date	Unrealized Under/(Over)
Recap	From Recap of Fund Balance	15,608.00	329,599.61	345,207.61	(193,714.71)	538,922.32
307/309/317	Bgtd wdrwl from cap rsv	0.00	40,000.00	40,000.00	40,000.00	0.00
310	Bgtd wdrwl from maint rsv	0.00	0.00	0.00	0.00	0.00
315	Bgtd wdrwl Bus Ad Rsv for Fuel	0.00	0.00	0.00	0.00	0.00
318	Bgtd wdrwl Impact Aid Rsv (Gen)	0.00	0.00	0.00	0.00	0.00
319	Bgtd wdrwl Impact Aid Rsv (Cap)	0.00	0.00	0.00	0.00	0.00
10-5200-000-000	Transfer from Other Funds	0.00	0.00	0.00	6.64	(6.64)
10-1210-000-000	LOCAL TAX LEVY	5,335,277.28	0.00	5,335,277.28	5,335,277.28	0.00
10-1300-000-000	TUITION REVENUE	0.00	0.00	0.00	0.00	0.00
10-1350-000-000	Tuition from Summer School	11,000.00	0.00	11,000.00	14,628.00	(3,628.00)
10-1500-000-000	UNR MISC REV	0.00	0.00	0.00	0.00	0.00
10-1510-000-000	UNR INTEREST	6,000.00	0.00	6,000.00	2,973.16	3,026.84
10-1511-000-000	Capital Reserve Interest	0.00	0.00	0.00	212.98	(212.98)
10-1520-000-000	Restricted Misc Rev	0.00	0.00	0.00	0.00	0.00
10-1900-000-000	Misc. Income	0.00	0.00	0.00	32,725.82	(32,725.82)
10-1910-000-000	Building Use Revenue	0.00	0.00	0.00	0.00	0.00
10-1980-000-000	Refund of Prior Yr Expenditures	0.00	0.00	0.00	0.00	0.00
10-1990-000-000	Misc. Revenue Local Sources	0.00	0.00	0.00	0.00	0.00
10-3120-000-000	TRANSPORTA AID	0.00	0.00	0.00	0.00	0.00
10-3121-000-000	Categorical Trans Aid	29,391.00	0.00	29,391.00	29,391.00	0.00
10-3130-000-000	SPEC EDUC AID	0.00	0.00	0.00	0.00	0.00
10-3131-000-000	Extraordinary Aid	50,892.00	0.00	50,892.00	50,892.00	0.00
10-3132-000-000	Categorical Special Ed Aid	187,645.00	0.00	187,645.00	187,645.00	0.00
10-3140-000-000	BILINGUAL AID	0.00	0.00	0.00	0.00	0.00
10-3172-000-000	SUPPL STABL AID	0.00	0.00	0.00	0.00	0.00
10-3177-000-000	SECURITY AID	16,708.00	0.00	16,708.00	16,708.00	0.00
10-3178-000-000	ADJUSTMENT AID	0.00	0.00	0.00	0.00	0.00
10-3190-000-000	Other State Aid	0.00	0.00	0.00	0.00	0.00
10-3191-000-000	Other State Aid- Per Pupil Gro	2,690.00	0.00	2,690.00	2,690.00	0.00
10-3192-000-000	PARCC Readiness Aid	2,690.00	0.00	2,690.00	2,690.00	0.00
10-3193-000-000	Other State Aid	90,286.00	0.00	90,286.00	90,286.00	0.00
10-3195-000-000	Cons. Aid	0.00	0.00	0.00	0.00	0.00
10-3196-000-000	Addl Form Aid	0.00	0.00	0.00	0.00	0.00
18-4522-000-000	Ed Jobs Grant	0.00	0.00	0.00	0.00	0.00
Grand Totals		5,748,187.28	369,599.61	6,117,786.89	5,612,411.17	505,375.72

Minimum Expense General Ledger Report

Fund 11 (Current Expense Fund)

Expend. Account #	Account Title	Original Bgt	New App/Trnsf	Revised Bgt	Expenditures	Encumbrances	Avail Balance	Refunds
11-105-100-101	PREK SALARY	0.00	5,823.13	5,823.13	4,298.39	0.00	1,524.74	0.00
11-105-100-610	Pre School Classroom Supplies	1,000.00	0.00	1,000.00	997.60	0.00	2.40	0.00
11-110-100-101	PRSC/KDG SAL	187,668.76	8,876.46	196,545.22	102,117.84	94,411.88	15.50	0.00
11-110-100-610	Kindergarten Supplies	2,000.00	(873.13)	1,126.87	1,063.38	0.00	63.49	0.00
11-120-100-101	1-5 SAL TCH	984,131.46	46,384.34	1,030,515.80	552,593.86	474,556.86	3,365.08	0.00
11-130-100-101	6-8 SAL TCH	584,733.60	45,288.24	630,021.84	339,231.02	282,321.94	8,468.88	0.00
Regular programs-Instruction		1,759,533.82	105,499.04	1,865,032.86	1,000,302.09	851,290.68	13,440.09	0.00
11-150-100-101	RP-HM INSTR	1,140.00	1,000.00	2,140.00	1,600.00	0.00	540.00	0.00
Regular programs-Home Instruction		1,140.00	1,000.00	2,140.00	1,600.00	0.00	540.00	0.00
11-190-100-106	OTH SAL INST'R	48,730.60	2,412.00	51,142.60	34,406.76	16,063.84	672.00	0.00
11-190-100-220	Allocated Benefits-SS	15,422.74	0.00	15,422.74	7,633.52	0.00	7,789.22	0.00
11-190-100-241	Other Ret Benefits	15,272.00	(1,112.00)	14,160.00	0.00	0.00	14,160.00	0.00
11-190-100-248	Deferred Pension	0.00	0.00	0.00	0.00	0.00	0.00	0.00
11-190-100-260	Allocated Benefits-WC	19,385.86	0.00	19,385.86	19,385.86	0.00	0.00	0.00
11-190-100-270	Allocated Benefits-Health/Detl	390,000.00	0.00	390,000.00	192,422.67	154,529.48	43,047.85	52,745.07
11-190-100-280	Allocated Benefits-Tuition	6,000.00	0.00	6,000.00	1,722.00	2,057.00	2,221.00	0.00
11-190-100-290	Allocated Benefits-Other Disab	20,200.00	0.00	20,200.00	7,259.73	3,518.03	9,422.24	4,517.14
11-190-100-320	PCH PROF/ED SVC	14,000.00	(8,529.00)	5,471.00	5,471.00	0.00	0.00	0.00
11-190-100-340	PCH TECH SVC	26,500.00	759.00	27,259.00	16,476.25	8,539.29	2,243.46	0.00
11-190-100-500	Other Purchased Services (400-500 Series)	55,850.00	3,616.61	59,466.61	55,667.80	2,730.88	1,067.93	0.00
11-190-100-610	GEN SUPPL	168,750.00	76,187.24	244,937.24	205,784.97	10,850.41	28,301.86	28.70
11-190-100-640	TEXTBOOKS	30,949.00	3,297.00	34,246.00	33,689.72	0.00	556.28	0.00
11-190-100-890	Membership Fee	6,000.00	0.00	6,000.00	0.00	0.00	6,000.00	0.00
Regular programs-Undistrib Instruction		817,060.20	76,630.85	893,691.05	579,920.28	198,288.93	115,481.84	57,290.91
11-200-100-220	Spec Program Alloc Bene SS	2,200.00	0.00	2,200.00	324.36	72.13	1,803.51	0.00
11-200-100-241	Spec Prog Instr Alloc -orb	28,000.00	(2.88)	27,997.12	0.00	0.00	27,997.12	0.00
11-200-100-260	Spec program - WC	3,243.09	0.00	3,243.09	3,243.09	0.00	0.00	0.00
11-200-100-270	Spec Prog - H/d	72,500.00	0.00	72,500.00	30,776.47	37,016.62	4,706.91	5,634.93
11-200-100-290	Other Disabilities	3,427.20	0.00	3,427.20	(32.45)	409.61	3,050.04	600.40
Special Program Instr Alloc of Benefits		109,370.29	(2.88)	109,367.41	34,311.47	37,498.36	37,557.58	6,235.33
11-213-100-101	RR SAL TCH	231,778.54	12,826.57	244,605.11	71,891.51	172,293.60	420.00	0.00
11-213-100-106	RR OTH SAL INS	0.00	0.00	0.00	0.00	0.00	0.00	0.00
11-213-100-270	Staff paid health Benefits	0.00	0.00	0.00	0.00	0.00	0.00	0.00
11-213-100-320	RR PCH PR/ED SV	171,000.00	0.00	171,000.00	62,981.35	107,993.10	25.55	0.00
11-213-100-610	RR GEN SUPPLIES	4,537.00	424.68	4,961.68	4,893.78	63.65	4.25	0.00
11-213-100-640	RR TEXTBOOKS	0.00	0.00	0.00	0.00	0.00	0.00	0.00
Special education-Resource room		407,315.54	13,251.25	420,566.79	139,766.64	280,350.35	449.80	0.00
11-216-100-100	PK Handicap Teacher Salary	40,723.42	6,276.02	46,999.44	23,814.73	23,184.71	0.00	0.00
11-216-100-101	PHFT SAL TCH	0.00	0.00	0.00	0.00	0.00	0.00	0.00
11-216-100-106	PHFT OTH SAL IN	0.00	0.00	0.00	0.00	0.00	0.00	0.00
11-216-100-320	PHFT PCH P/E SV	60,000.00	0.00	60,000.00	28,713.16	31,286.84	0.00	0.00
11-216-100-610	PHFT GEN SUPPL	860.00	0.00	860.00	766.79	0.00	93.21	0.00
Pre School Handicapped		101,583.42	6,276.02	107,859.44	53,294.68	54,471.55	93.21	0.00
11-221-100-101	ESY SAL TCH	0.00	0.00	0.00	0.00	0.00	0.00	0.00
11-221-100-106	ESY OTH INS SAL	0.00	0.00	0.00	0.00	0.00	0.00	0.00
11-221-100-320	ESY PCH PR/EDSV	0.00	0.00	0.00	0.00	0.00	0.00	0.00
11-221-100-610	ESY GEN SUPPL	0.00	0.00	0.00	0.00	0.00	0.00	0.00
ESY - Extended School Year		0.00	0.00	0.00	0.00	0.00	0.00	0.00
11-230-100-101	BSRI SAL TCH	50,069.96	2,576.26	52,646.22	46,049.66	6,596.56	0.00	0.00
11-230-100-610	BSRI GEN SUPP	600.00	2.88	602.88	521.48	0.00	81.40	0.00
Basic skills/remedial-instruction		50,669.96	2,579.14	53,249.10	46,571.14	6,596.56	81.40	0.00
11-401-100-100	Salaries	9,098.00	0.00	9,098.00	0.00	9,098.00	0.00	0.00
Curricular activities-instruction		9,098.00	0.00	9,098.00	0.00	9,098.00	0.00	0.00
11-402-100-100	Salaries	16,176.00	0.00	16,176.00	4,697.25	11,478.75	0.00	0.00
11-402-100-500	Purchased Services (300-500 Series)	0.00	0.00	0.00	0.00	0.00	0.00	0.00
11-402-100-600	ATHL SUP & MAT	1,500.00	0.00	1,500.00	80.20	0.00	1,419.80	0.00
School Sponsored Athletics Instruction		17,676.00	0.00	17,676.00	4,777.45	11,478.75	1,419.80	0.00
11-423-100-100	Summer School Stipend Salaries/Other Sti	10,000.00	4,881.25	14,881.25	14,881.25	0.00	0.00	0.00
11-423-100-610	Summer School Supplies	8,000.00	(4,881.25)	3,118.75	2,028.20	0.00	1,090.55	0.00
Other instructional programs		18,000.00	0.00	18,000.00	16,909.45	0.00	1,090.55	0.00

Fund 11 (Current Expense Fund)

Expend. Account #	Account Title	Original Bgt	New App/Tnsf	Revised Bgt	Expenditures	Encumbrances	Avail Balance	Refunds
11-000-100-562	TU OTH LEA/OS R	255,430.00	(17,000.00)	238,430.00	94,103.51	99,838.30	44,488.19	0.00
11-000-100-566	TU PVT HCP NJ	55,000.00	0.00	55,000.00	37,245.60	17,070.90	683.50	0.00
Undistributed expense-instruction		310,430.00	(17,000.00)	293,430.00	131,349.11	116,909.20	45,171.69	0.00
11-000-211-100	Salaries	25,243.23	700.00	25,943.23	17,328.40	8,521.41	93.42	0.00
11-000-211-220	Social Security Contributions Attendance	0.00	0.00	0.00	0.00	0.00	0.00	0.00
11-000-211-241	PERS LIABILITY	2,559.00	(88.59)	2,470.41	0.00	0.00	2,470.41	0.00
11-000-211-260	WORKMEN'S COMP	525.00	0.00	525.00	525.00	0.00	0.00	0.00
11-000-211-270	HEALTH/DENTAL BENEFITS	11,012.64	0.00	11,012.64	6,132.10	4,392.74	487.80	780.48
11-000-211-290	OTHER EE BENEFITS	96.60	24.72	121.32	(2.60)	59.65	64.27	65.84
Attendance		39,436.47	636.13	40,072.60	23,982.90	12,973.80	3,115.90	846.32
11-000-213-100	Salaries	70,729.72	7,915.00	78,644.72	39,887.51	37,532.16	1,225.05	0.00
11-000-213-220	SOCIAL SECURITY	0.00	0.00	0.00	0.00	0.00	0.00	0.00
11-000-213-260	OSS-Health-AB-WC	618.45	0.00	618.45	618.45	0.00	0.00	0.00
11-000-213-270	OSS-Health -AB-HD	13,061.35	0.00	13,061.35	6,488.85	4,331.86	2,240.64	2,506.70
11-000-213-290	OSS-Health Other Disab	194.25	102.15	296.40	(33.90)	140.54	189.76	201.40
11-000-213-300	Purchased Prof. & Tech. Svcs	1,600.00	0.00	1,600.00	1,530.00	0.00	70.00	0.00
11-000-213-500	Other Purchased Services (400-500 Series)	100.00	0.00	100.00	0.00	0.00	100.00	0.00
11-000-213-600	HLTH SUP/MAT	1,900.00	(102.15)	1,797.85	1,084.31	0.00	713.54	10.00
11-000-213-800	HLTH OTH OBJ	0.00	0.00	0.00	0.00	0.00	0.00	0.00
Health services		88,203.77	7,915.00	96,118.77	49,575.22	42,004.56	4,538.99	2,718.10
11-000-216-100	Salaries	0.00	0.00	0.00	0.00	0.00	0.00	0.00
11-000-216-220	SOCIAL SECURITY	0.00	0.00	0.00	0.00	0.00	0.00	0.00
11-000-216-260	Stud Relat-AB-WC	655.79	0.00	655.79	655.79	0.00	0.00	0.00
11-000-216-270	OSS-Stud Relat Serv-H/D	0.00	0.00	0.00	0.00	0.00	0.00	0.00
11-000-216-280	TUITION REIMBURSEMENT	0.00	0.00	0.00	0.00	0.00	0.00	0.00
11-000-216-290	OSS_Stud Relat Serv-Other Disa	193.20	0.00	193.20	0.00	0.00	193.20	0.00
11-000-216-320	REL SERV/PUR P/	70,000.00	(13,876.86)	56,123.14	8,445.00	28,460.00	19,218.14	0.00
11-000-216-600	OSS-SP-SUPPLIES	600.00	19.25	619.25	619.25	0.00	0.00	0.00
Other support svc-Related svcs		71,448.99	(13,857.61)	57,591.38	9,720.04	28,460.00	19,411.34	0.00
11-000-218-104	RSUP PROF SAL	72,220.08	6,285.00	78,505.08	42,395.00	36,110.08	0.00	0.00
11-000-218-260	OSS-Stud Reg-AB-WC	552.80	0.00	552.80	552.80	0.00	0.00	0.00
11-000-218-270	Oss Stud Reg-other Disab	23,784.66	0.00	23,784.66	12,043.90	8,094.11	3,646.65	4,118.41
11-000-218-290	OSS-Stud reg-Other Disabil	194.25	63.87	258.12	(38.54)	100.42	196.24	210.50
11-000-218-320	RSUP PCH P/E SV	0.00	0.00	0.00	0.00	0.00	0.00	0.00
11-000-218-600	RSUP SUP/MAT	1,000.00	177.61	1,177.61	1,177.61	0.00	0.00	0.00
Other support svc-students-reg		97,751.79	6,526.48	104,278.27	56,130.77	44,304.61	3,842.89	4,328.91
11-000-219-104	OSUP SAL PROF	57,254.80	420.00	57,674.80	44,861.22	12,393.58	420.00	0.00
11-000-219-105	OSUP SAL SC/CL	46,051.87	1,200.00	47,251.87	18,354.78	28,778.69	118.40	0.00
11-000-219-220	OSS Stud Spec AB-SS	8,240.00	0.00	8,240.00	4,225.65	0.00	4,014.35	0.00
11-000-219-241	OSS Stud Spec-ORB	5,063.00	(22.11)	5,040.89	0.00	0.00	5,040.89	0.00
11-000-219-260	OSs Stu Spec-WC	463.35	0.00	463.35	463.35	0.00	0.00	0.00
11-000-219-270	Oss Stud Spec-H/D	23,784.66	0.00	23,784.66	13,729.97	8,783.29	1,271.40	1,271.40
11-000-219-290	OSS Stud Spec	194.25	22.11	216.36	7.25	103.63	105.48	105.48
11-000-219-320	OSUP PCH P/E SV	80,000.00	(25,169.75)	54,830.25	19,997.22	18,154.63	16,678.40	0.00
11-000-219-390	OSUP OTH PCH SV	0.00	0.00	0.00	0.00	0.00	0.00	0.00
11-000-219-592	Misc Purch Svc (400-500 Series O/than Res	1,000.00	1,169.75	2,169.75	2,132.25	0.00	37.50	0.00
11-000-219-600	OSUP SUP/MAT	500.00	6,106.13	6,606.13	4,354.10	0.00	2,252.03	0.00
11-000-219-890	CST MISC EXP.	0.00	0.00	0.00	0.00	0.00	0.00	0.00
Other support svc-students-spec		222,551.93	(16,273.87)	206,278.06	108,125.79	68,213.82	29,938.45	1,376.88
11-000-221-102	OSUP SAL SUPRV	2,500.00	0.00	2,500.00	1,535.01	964.99	0.00	0.00
11-000-221-104	OSUP SAL O/PROF	82,620.00	0.00	82,620.00	47,600.00	35,020.00	0.00	0.00
11-000-221-220	OSS Impr Instr - SS	415.00	1,011.25	1,426.25	1,426.25	0.00	0.00	0.00
11-000-221-260	OssImp Instr- AB-WC	945.00	0.00	945.00	945.00	0.00	0.00	0.00
11-000-221-270	Oss Impr Instr-H/d	16,667.78	0.00	16,667.78	9,212.38	5,113.88	2,341.52	4,097.66
11-000-221-290	OSS Imp Instr-other Disabil	606.90	0.00	606.90	284.27	249.01	73.62	0.00
11-000-221-320	OSUP PCH P/E SV	891.00	0.00	891.00	0.00	0.00	891.00	0.00
11-000-221-500	Other Purchased Services (400-500 Series)	0.00	0.00	0.00	0.00	0.00	0.00	0.00
11-000-221-600	OSUP SUP/MAT	1,500.00	(1,011.25)	488.75	0.00	0.00	488.75	0.00
Impr of inst-other sup-instruc		106,145.68	0.00	106,145.68	61,002.91	41,347.88	3,794.89	4,097.66
11-000-222-100	Salaries	11,839.75	100.00	11,939.75	5,919.90	5,919.85	100.00	0.00
11-000-222-320	Library Purch Prof. Services	900.00	0.00	900.00	850.00	0.00	50.00	0.00
11-000-222-600	LIB SUP/MAT	5,000.00	616.83	5,616.83	5,446.49	0.00	170.34	0.00
Library and educ media		17,739.75	716.83	18,456.58	12,216.39	5,919.85	320.34	0.00

Fund 11 (Current Expense Fund)

Expend. Account #	Account Title	Original Bgt	New App/Trnsf	Revised Bgt	Expenditures	Encumbrances	Avail Balance	Refunds
11-000-223-500	Other Purchased Services (400-500 Series)	2,000.00	695.00	2,695.00	2,695.00	0.00	0.00	0.00
11-000-223-800	OTHER	510.00	(500.00)	10.00	0.00	0.00	10.00	0.00
Inst. staff training svcs		2,510.00	195.00	2,705.00	2,695.00	0.00	10.00	0.00
11-000-230-100	Salaries	161,640.32	400.00	162,040.32	96,395.74	65,244.58	400.00	0.00
11-000-230-220	OSS- Library-SS	4,556.72	0.00	4,556.72	2,693.56	0.00	1,863.16	0.00
11-000-230-241	OSS_GEN Adm -AB-Other Ret	6,025.00	0.00	6,025.00	0.00	0.00	6,025.00	0.00
11-000-230-260	OSS_Gebln Adm-WC	2,190.65	0.00	2,190.65	2,190.65	0.00	0.00	0.00
11-000-230-270	OSS Gen Adm- HD	35,240.45	0.00	35,240.45	19,154.33	11,715.32	4,370.80	7,648.90
11-000-230-290	OSS-Gen Am-Other Disabl	1,012.20	0.00	1,012.20	418.14	399.54	194.52	0.00
11-000-230-331	ADM LEGAL SV	21,000.00	0.00	21,000.00	8,816.00	11,184.00	1,000.00	0.00
11-000-230-332	OSS Gen. Adm Audit	16,000.00	0.00	16,000.00	15,500.00	0.00	500.00	0.00
11-000-230-339	ADM OTH PCH P/S	0.00	17,000.00	17,000.00	17,000.00	0.00	0.00	0.00
11-000-230-530	Communications/Telephone	11,000.00	16,029.00	27,029.00	8,971.56	10,669.75	7,387.69	277.14
11-000-230-585	BOE Other Purchased Services	600.00	0.00	600.00	128.00	0.00	472.00	0.00
11-000-230-590	Other Purchased Services (400-500 Series)	22,725.00	0.00	22,725.00	11,542.92	4,577.60	6,604.48	0.00
11-000-230-610	Gen Adm Supplies In House	5,500.00	10,000.00	15,500.00	2,194.61	0.00	13,305.39	0.00
11-000-230-630	Gen Adm BOE Train Supplies	600.00	(195.00)	405.00	0.00	0.00	405.00	0.00
11-000-230-820	ADM JUDGMENTS	0.00	0.00	0.00	0.00	0.00	0.00	0.00
11-000-230-890	ADM MISC EXP	5,150.00	0.00	5,150.00	4,089.85	150.00	910.15	0.00
11-000-230-895	GEN ADM BOE MEMB DUES	4,500.00	0.00	4,500.00	3,591.95	0.00	908.05	0.00
Support svc-general admin		297,740.34	43,234.00	340,974.34	192,687.31	103,940.79	44,346.24	7,926.04
11-000-240-103	USS SAL PRINC	44,180.00	0.00	44,180.00	25,637.50	18,542.50	0.00	0.00
11-000-240-104	USS/OTH PRO	0.00	0.00	0.00	0.00	0.00	0.00	0.00
11-000-240-105	USS SAL SC/CL	26,283.23	700.00	26,983.23	15,656.66	11,233.15	93.42	0.00
11-000-240-220	OSS-Sch Adm-AB_SS	2,028.44	0.00	2,028.44	1,176.10	0.00	852.34	0.00
11-000-240-241	OSS- Sch Adm- ORB	2,577.00	0.00	2,577.00	0.00	0.00	2,577.00	0.00
11-000-240-260	OSS- Sch Adm- WC	637.80	0.00	637.80	637.80	0.00	0.00	0.00
11-000-240-270	Oss- Sch Adm- AB-H/D	11,012.64	0.00	11,012.64	5,839.42	4,392.74	780.48	1,073.16
11-000-240-290	OSS- Sch Adm- Other disabil	96.60	24.72	121.32	(15.53)	59.66	77.19	78.76
11-000-240-500	Other Purchased Services (400-500 Series)	0.00	0.00	0.00	0.00	0.00	0.00	0.00
11-000-240-600	USS SUP/MAT	600.00	6,975.28	7,575.28	372.20	58.27	7,144.81	0.00
11-000-251-592	Other Purchased Services (400-500 Series)	0.00	500.00	500.00	111.58	0.00	388.42	0.00
Support svc-school admin		87,415.71	8,200.00	95,615.71	49,415.73	34,286.32	11,913.66	1,151.92
11-000-251-100	Salaries	139,536.00	0.00	139,536.00	84,169.45	55,366.55	0.00	0.00
11-000-251-220	Oss Central Serv -AB-SS	3,738.69	800.00	4,538.69	4,407.85	0.00	130.84	0.00
11-000-251-241	OSS Central Serv-Ab-SS	4,806.00	0.00	4,806.00	0.00	0.00	4,806.00	0.00
11-000-251-260	OSS Central Serv-WC	1,462.10	0.00	1,462.10	1,462.10	0.00	0.00	0.00
11-000-251-270	OSS Central Serv- H/d	46,072.20	0.00	46,072.20	20,321.16	23,967.54	1,783.50	4,613.46
11-000-251-290	OSS Central Serv-other Disabil	895.65	0.00	895.65	401.01	366.27	128.37	0.00
11-000-251-330	Central Svc Bus Purch Prof Svc	17,000.00	3,000.00	20,000.00	12,706.34	3,493.66	3,800.00	0.00
11-000-251-592	Other Purchased Services (400-500 Series)	0.00	0.00	0.00	0.00	0.00	0.00	0.00
11-000-251-600	Central Svs Bus Supplies	2,350.00	11,500.00	13,850.00	927.17	0.00	12,922.83	0.00
11-000-251-890	Central Svs Bus Mis	2,150.00	1,000.00	3,150.00	2,433.34	72.00	644.66	0.00
Centrl Svcs/Bus. Svcs		218,010.64	16,300.00	234,310.64	126,828.42	83,266.02	24,216.20	4,613.46
11-000-252-100	Salaries	0.00	0.00	0.00	0.00	0.00	0.00	0.00
11-000-252-330	SS Adm Inf. Technology	0.00	0.00	0.00	0.00	0.00	0.00	0.00
11-000-252-340	SS Adm Inf Tech Purch Tech Svc	0.00	0.00	0.00	0.00	0.00	0.00	0.00
Centrl Svcs Adm Info Tech		0.00	0.00	0.00	0.00	0.00	0.00	0.00
11-000-261-420	Required Maintenance	44,500.00	(982.50)	43,517.50	20,102.12	19,554.05	3,861.33	1,415.00
11-000-261-440	Playground lease payment	0.00	0.00	0.00	0.00	0.00	0.00	0.00
11-000-261-610	Req. Maint: Supplies	16,000.00	0.00	16,000.00	1,051.79	18.00	14,930.21	0.00
11-000-262-100	Salaries	11,839.65	4,282.50	16,122.15	9,540.67	4,791.48	1,790.00	0.00
11-000-262-220	SOCIAL SECURITY	1,133.00	0.00	1,133.00	569.34	0.00	563.66	0.00
11-000-262-241	PERS	0.00	0.00	0.00	0.00	0.00	0.00	0.00
11-000-262-300	PLNT PCH P/T SV	8,000.00	0.00	8,000.00	7,665.45	0.00	334.55	0.00
11-000-262-420	PLNT REP/MAINT	229,122.07	42,256.25	271,378.32	124,766.99	119,760.24	26,851.09	0.00
11-000-262-441	RENTAL	0.00	0.00	0.00	0.00	0.00	0.00	0.00
11-000-262-520	PLNT INSURANCE	38,771.25	0.00	38,771.25	37,948.80	0.00	822.45	0.00
11-000-262-610	PLNT GEN SUP	5,100.00	8,205.00	13,305.00	10,332.03	1,953.94	1,019.03	0.00
11-000-262-620	PLNT ENERGY	0.00	0.00	0.00	0.00	0.00	0.00	0.00
11-000-262-621	Energy Natural Gas	3,500.00	0.00	3,500.00	68.06	931.94	2,500.00	0.00
11-000-262-622	Energy Electricity	50,000.00	2,000.00	52,000.00	49,336.77	1,179.17	1,484.06	0.00
11-000-262-624	Energy Oil	70,000.00	0.00	70,000.00	50.00	60,950.00	9,000.00	0.00
11-000-263-420	Care and Upkeep of Grounds	0.00	31,800.00	31,800.00	31,800.00	0.00	0.00	0.00
Operation/maint of plant svc		477,965.97	87,561.25	565,527.22	293,232.02	209,138.82	63,156.38	1,415.00

Fund 11 (Current Expense Fund)

Expend. Account #	Account Title	Original Bgt	New App/Trnsf	Revised Bgt	Expenditures	Encumbrances	Avail Balance	Refunds
11-000-270-106	School Bus Asst. Salary	10,000.00	0.00	10,000.00	0.00	10,000.00	0.00	0.00
11-000-270-107	TRNS SAL HOM/SC	19,200.00	0.00	19,200.00	9,927.10	9,272.90	0.00	0.00
11-000-270-350	Management Fee - ESC	1,186.00	0.00	1,186.00	0.00	0.00	1,186.00	0.00
11-000-270-420	TRNS REP/MAINT	6,000.00	0.00	6,000.00	0.00	0.00	6,000.00	0.00
11-000-270-443	Bus Lease Payment	26,256.00	0.00	26,256.00	26,255.74	0.00	0.26	0.00
11-000-270-503	ALLO Non Public Students	43,761.71	0.00	43,761.71	5,375.91	18,385.80	20,000.00	0.00
11-000-270-512	TRNS CONT OTH	6,000.00	0.00	6,000.00	1,621.80	520.00	3,858.20	0.00
11-000-270-513	TRNS/JOINTURES	152,098.00	500.00	152,598.00	(40,479.65)	192,674.87	402.78	41,594.24
11-000-270-515	Jointure-Sp Ed	0.00	0.00	0.00	0.00	0.00	0.00	0.00
11-000-270-518	TR-ESC-SPED	52,000.00	0.00	52,000.00	22,787.67	29,212.33	0.00	0.00
11-000-270-615	TRANSP SUPPLIES	6,000.00	(500.00)	5,500.00	343.68	0.00	5,156.32	0.00
Student transportation svcs		322,501.71	0.00	322,501.71	25,832.25	260,065.90	36,603.56	41,594.24
11-000-291-210	UB/EB/GROUP INS	0.00	0.00	0.00	0.00	0.00	0.00	0.00
11-000-291-220	UB/EB/SS CON	16,480.00	0.00	16,480.00	6,909.35	450.66	9,119.99	0.00
11-000-291-241	UB/EB/OTH RET	8,160.00	0.00	8,160.00	0.00	0.00	8,160.00	0.00
11-000-291-250	UNEMPLOYMENT COMP	10,000.00	0.00	10,000.00	0.00	0.00	10,000.00	0.00
11-000-291-260	UB/EB/WORK COMP	153.30	0.00	153.30	153.30	0.00	0.00	0.00
11-000-291-270	UB/EB/HEALTH	0.00	0.00	0.00	0.00	0.00	0.00	0.00
11-000-291-280	UB/EB/ TUITION	0.00	0.00	0.00	0.00	0.00	0.00	0.00
11-000-291-290	Other Employee Benefits	0.00	0.00	0.00	0.00	0.00	0.00	0.00
Employee Benefits		34,793.30	0.00	34,793.30	7,062.65	450.66	27,279.99	0.00
610	Increase in Bus Ad. Rsv	0.00	0.00	0.00	0.00	0.00	0.00	0.00
611	Incr in Impact Aid (Gen) Rsv	0.00	0.00	0.00	0.00	0.00	0.00	0.00
612	Incr in Impact Aid (Cap) Rsv	0.00	0.00	0.00	0.00	0.00	0.00	0.00
Grand Totals for fund 11:		5,686,093.28	329,386.63	6,015,479.91	3,027,309.71	2,500,355.41	487,814.79	133,594.77

Fund 12 (Capital Outlay Fund)

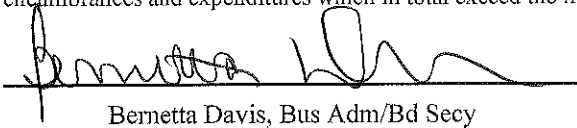
Expend. Account #	Account Title	Original Bgt	New App/Trnsf	Revised Bgt	Expenditures	Encumbrances	Avail Balance	Refunds
604	Increase in Cap Rsv	0.00	212.98	212.98	212.98	0.00	0.00	\$0.00
12-120-100-730	EQ REG 1-5	0.00	0.00	0.00	0.00	0.00	0.00	0.00
12-000-100-730	UE INSTRUCTION	0.00	40,000.00	40,000.00	23,908.77	0.00	16,091.23	0.00
12-000-210-730	UE SUP REG STUD	0.00	0.00	0.00	0.00	0.00	0.00	0.00
12-000-219-600	CST Equipment	0.00	0.00	0.00	0.00	0.00	0.00	0.00
12-000-230-730	UE GEN ADMIN	25,958.00	0.00	25,958.00	24,488.30	0.00	1,469.70	0.00
12-000-260-730	UE PLANT	0.00	0.00	0.00	0.00	0.00	0.00	0.00
12-000-263-730	Care and Upkeep of Grounds	0.00	0.00	0.00	0.00	0.00	0.00	0.00
Equip		25,958.00	40,000.00	65,958.00	48,397.07	0.00	17,560.93	0.00
12-000-400-390	Other Purch Prof/Tech Services	0.00	0.00	0.00	0.00	0.00	0.00	0.00
12-000-400-450	CONST SVCS	0.00	0.00	0.00	0.00	0.00	0.00	0.00
12-000-400-721	Lease Purc/Princip.	0.00	0.00	0.00	0.00	0.00	0.00	0.00
12-000-400-780	INFRASTRUCTURE	0.00	0.00	0.00	0.00	0.00	0.00	0.00
12-000-400-800	Other Objects SDA Assessment	0.00	0.00	0.00	0.00	0.00	0.00	0.00
12-000-400-896	Assessment on Debt Service for SDA fundi	36,136.00	0.00	36,136.00	36,136.00	0.00	0.00	0.00
12-000-400-932	Transfer to Capital Projects	0.00	0.00	0.00	0.00	0.00	0.00	0.00
Facil acquis/const		36,136.00	0.00	36,136.00	36,136.00	0.00	0.00	0.00
Grand Totals for fund 12:		62,094.00	40,212.98	102,306.98	84,746.05	0.00	17,560.93	0.00

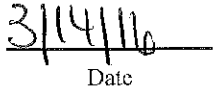
Fund 18 (Education Jobs Fund)

Expend. Account #	Account Title	Original Bgt	New App/Trnsf	Revised Bgt	Expenditures	Encumbrances	Avail Balance	Refunds
18-120-100-101	Ed Jobs Teacher Salary 1-5	0.00	0.00	0.00	0.00	0.00	0.00	0.00
Grade 1-5 Instruction		0.00	0.00	0.00	0.00	0.00	0.00	0.00
18-190-100-101	ED JOBS FUND-INSTRUCTION	0.00	0.00	0.00	0.00	0.00	0.00	0.00
Regular programs-Undistrib Instruction		0.00	0.00	0.00	0.00	0.00	0.00	0.00
Grand Totals for fund 18:		0.00	0.00	0.00	0.00	0.00	0.00	0.00

Grand Totals for all Subfunds of Fund 10: 5,748,187.28 369,599.61 6,117,786.89 3,112,055.76 2,500,355.41 505,375.72 133,594.77

Pursuant to N.J.A.C. 6A:23A-16.10(c)3, I certify that as of the date of this report no budgetary line item account has encumbrances and expenditures which in total exceed the line item appropriation in violation of 6A:23A-16.10(a).


Bernetta Davis, Bus Adm/Bd Secy


Date

Interim Balance Sheet

ASSETS AND RESOURCES

ASSETS			
101 Cash in checking account		\$ 13,226.27	
102-106 Other cash equivalents		<u>\$ 0.00</u>	
Total cash			\$ 13,226.27
111 Investments			\$ 0.00
114 Investment interest receivable			\$ 0.00
121 Tax levy receivable			\$ 0.00
Accounts receivable			
132 Interfund		\$ 0.00	
141 Intergovernmental - state		\$ 0.00	
142 Intergovernmental - federal		\$ 11,676.00	
143 Intergovernmental - other		\$ 0.00	
153 Other Accounts Receivable		<u>\$ 0.00</u>	
			\$ 11,676.00
Loans receivable			
131 Interfund		\$ 0.00	
151 Other Loans Receivable		<u>\$ 0.00</u>	
			\$ 0.00
199 Other current assets			\$ 0.00
RESOURCES			
301 Estimated revenues (from adjusted budget)		\$ 142,597.35	
302 Less: revenues collected or accrued		<u>\$ (49,531.00)</u>	
			<u>\$ 93,066.35</u>
TOTAL ASSETS AND RESOURCES			<u>\$ 117,968.62</u>

LIABILITIES AND FUND EQUITY

LIABILITIES			
401 Interfund loans payable			\$ 0.00
402 Interfund accounts payable			\$ 0.00
411 Intergovernmental accounts payable - state			\$ 9,975.83
412 Intergovernmental accounts payable - federal			\$ 0.00
413 Intergovernmental accounts payable - other			\$ 0.00
421 Accounts payable			\$ 0.00
422 Judgments payable			\$ 0.00
430 Compensated absences payable			\$ 0.00
431 Contracts payable			\$ 0.00
451 Loans payable			\$ 0.00
481 Deferred revenues			\$ 8,441.38
499 Other current liabilities			\$ 0.00
Total liabilities			<u>\$ 18,417.21</u>

FUND EQUITY

Appropriated:

753 Reserve for encumbrances - current year			\$	46,725.35	
754 Reserve for encumbrances - prior year			\$	5,282.00	
760 Other reserves			\$	0.00	
771 Designated Fund Balance			\$	0.00	
601 Appropriations		\$	147,879.35		
602 Less: expenditures	\$	48,327.94			
603 Less: encumbrances	\$	52,007.35	\$	(100,335.29)	\$
Appropriations less expenditures				<u>47,544.06</u>	\$ 99,551.41
Unappropriated:					
770 Fund Balance, July 1, 2015			\$	0.00	
303 Less: budgeted fund balance			\$	<u>0.00</u>	
Unappropriated fund balance					\$ 0.00
Total fund equity					<u>\$ 99,551.41</u>
TOTAL LIABILITIES AND FUND EQUITY					<u>\$ 117,968.62</u>

Revenues/Sources of Funds

Acct Group	Group Title	Budgeted Est.	Transfers	Adj. Budget	Act to Date	Unrealized Under/(Over)
Info Only	Revenue Req'd to Balance	0.00	5,282.00	5,282.00	50,804.29	(45,522.29)
52xx	From Transfers	0.00	0.00	0.00	0.00	0.00
1xxx	From Local Sources	0.00	0.00	0.00	0.00	0.00
2xxx	From Intermediate Sources	0.00	0.00	0.00	0.00	0.00
3xxx	From State Sources	31,754.00	1,923.00	33,677.00	24,168.00	9,509.00
4xxx	From Federal Sources	101,523.35	7,397.00	108,920.35	25,363.00	83,557.35
5xxx	From Other Sources	0.00	0.00	0.00	0.00	0.00
Grand Totals		133,277.35	14,602.00	147,879.35	100,335.29	47,544.06

Fund 20 (Special Revenue Fund)

Account Group	Group Title	Original Bgt	New App/Trnsf	Revised Bgt	Expenditures	Encumbrances	Avail Balance	Refunds
Local Projects		0.00	0.00	0.00	0.00	0.00	0.00	0.00
Title I		0.00	0.00	0.00	0.00	0.00	0.00	0.00
Title III		0.00	0.00	0.00	0.00	0.00	0.00	0.00
IDEA Part B		68,046.75	9,529.00	77,575.75	36,375.00	41,200.75	0.00	0.00
IDEA (Prog. 251)		4,000.00	0.00	4,000.00	0.00	0.00	4,000.00	0.00
IDEA Continuation Proj		0.00	0.00	0.00	0.00	0.00	0.00	0.00
IDEA PS C/O		0.00	0.00	0.00	0.00	0.00	0.00	0.00
IDEA ARRA Basic		0.00	0.00	0.00	0.00	0.00	0.00	0.00
IDEA ARRA Preschool		0.00	0.00	0.00	0.00	0.00	0.00	0.00
Title V Continuation Proj		0.00	0.00	0.00	0.00	0.00	0.00	0.00
Title II (Eisenhower)		0.00	0.00	0.00	0.00	0.00	0.00	0.00
Title II Continuation Proj		0.00	0.00	0.00	0.00	0.00	0.00	0.00
Title II (Other Prog.)		7,476.60	0.00	7,476.60	0.00	7,476.60	0.00	0.00
Title IIA - NCLB		0.00	0.00	0.00	0.00	0.00	0.00	0.00
Other State Proj		0.00	1,850.00	1,850.00	0.00	0.00	1,850.00	0.00
Other Federal Proj		0.00	0.00	0.00	0.00	0.00	0.00	0.00
REAP Grant		22,000.00	3,150.00	25,150.00	0.00	0.00	25,150.00	0.00
Non-Public Textbooks & Technology		8,700.00	(2,551.00)	6,149.00	6,052.09	0.00	96.91	96.91
Non-Public Handicapped Svcs		14,043.00	4,975.00	19,018.00	2,570.85	0.00	16,447.15	0.00
Non-Public Nursing Svcs		9,011.00	(2,351.00)	6,660.00	3,330.00	3,330.00	0.00	0.00
Title IV - NCLB		0.00	0.00	0.00	0.00	0.00	0.00	0.00
Title V - NCLB		0.00	0.00	0.00	0.00	0.00	0.00	0.00
Grand Totals for fund 20:		133,277.35	14,602.00	147,879.35	48,327.94	52,007.35	47,544.06	96.91

Revenues Summary

Acct Group	Group Title	Budgeted Est.	Transfers	Adj. Budget	Act to Date	Unrealized Under/(Over)
Info Only	Revenue Req'd to Balance	0.00	5,282.00	5,282.00	50,804.29	(45,522.29)
20-1200-001-000	Hunterdon Cty Munic Alliance	0.00	0.00	0.00	0.00	0.00
20-1980-000-000	refund prior year exp.	0.00	0.00	0.00	0.00	0.00
20-252-100-000	IDEA C/O SALARIES	0.00	0.00	0.00	0.00	0.00
20-252-100-100	IDEA C/O SALARIES	0.00	0.00	0.00	0.00	0.00
20-252-100-500	10 11 CO IDEA Purch. Svc. Tuit	0.00	0.00	0.00	0.00	0.00
20-253-100-000	IDEA PS	0.00	0.00	0.00	0.00	0.00
20-253-100-500	IDEA PS	0.00	0.00	0.00	0.00	0.00
20-3200-507-000	NP Handicapped/Supp/E&C/Sp	14,043.00	4,975.00	19,018.00	9,509.00	9,509.00
20-3230-501-000	NP Textbooks & Technology	8,700.00	(2,551.00)	6,149.00	6,149.00	0.00
20-3230-502-000	NP Nursing Revenue	9,011.00	(2,351.00)	6,660.00	6,660.00	0.00
20-3241-511-000	Non-public security Aid	0.00	1,850.00	1,850.00	1,850.00	0.00
20-3290-431-000	NJCEP	0.00	0.00	0.00	0.00	0.00
20-4300-450-000	REAP FY 2012 13	22,000.00	3,150.00	25,150.00	25,150.00	0.00
20-4300-450-001	REAP 06	0.00	0.00	0.00	0.00	0.00
20-4300-450-002	REAP 07	0.00	0.00	0.00	0.00	0.00
20-4300-450-003	REAP 2010 C/O	0.00	0.00	0.00	0.00	0.00
20-4300-450-004	REAP FY 2011 12 CO	0.00	0.00	0.00	0.00	0.00
20-4401-000-000	Mentor Training	0.00	0.00	0.00	0.00	0.00
20-4411-231-000	TITLE I NCLB	0.00	0.00	0.00	0.00	0.00
20-4411-231-001	Title I 06/07 Carryover	0.00	0.00	0.00	0.00	0.00
20-4415-261-000	Title V - NCLB	0.00	0.00	0.00	0.00	0.00
20-4415-261-001	Title V 06/07 carryover	0.00	0.00	0.00	0.00	0.00
20-4420-250-000	IDEA PART B F/T	68,046.75	4,247.00	72,293.75	213.00	72,080.75
20-4420-250-001	IDEA 09/10 C/O	0.00	0.00	0.00	0.00	0.00
20-4420-250-002	IDEA 10/11 C/O	0.00	0.00	0.00	0.00	0.00
20-4420-253-000	IDEA-ARRA	0.00	0.00	0.00	0.00	0.00
20-4423-251-000	F/T PS IDEA	4,000.00	0.00	4,000.00	0.00	4,000.00
20-4423-253-000	IDEA PS FY11 C/O	0.00	0.00	0.00	0.00	0.00
20-4423-254-000	IDEA-ARRA Preschool	0.00	0.00	0.00	0.00	0.00
20-4451-270-000	TITLE II D	0.00	0.00	0.00	0.00	0.00
20-4451-270-001	Title II D 06/07 carryover	0.00	0.00	0.00	0.00	0.00
20-4451-271-000	Title II A - NCLB	7,476.60	0.00	7,476.60	0.00	7,476.60
20-4451-271-001	Title IIA 2010 C/O	0.00	0.00	0.00	0.00	0.00
20-4451-271-002	Title IIA FY2011 C/O	0.00	0.00	0.00	0.00	0.00
20-4470-280-000	TITLE IV(DRUG)	0.00	0.00	0.00	0.00	0.00
20-4470-281-000	Title IV - NCLB	0.00	0.00	0.00	0.00	0.00
20-4470-281-001	Title IV 06/07 Carryover	0.00	0.00	0.00	0.00	0.00
20-4480-241-000	Title III - NCLB	0.00	0.00	0.00	0.00	0.00
20-4491-000-000	Title III	0.00	0.00	0.00	0.00	0.00
20-4514-451-000	IDEA Basic ARRA	0.00	0.00	0.00	0.00	0.00
20-4515-452-000	IDEA PR - ARRA	0.00	0.00	0.00	0.00	0.00
Grand Totals		133,277.35	14,602.00	147,879.35	100,335.29	47,544.06

Minimum Expense General Ledger Report


Fund 20 (Special Revenue Fund)

Expend. Account #	Account Title	Original Bgt	New App/Trnsf	Revised Bgt	Expenditures	Encumbrances	Avail Balance	Refunds
20-001-100-516	Hunderdon Cty Munic Alliance	0.00	0.00	0.00	0.00	0.00	0.00	0.00
20-001-100-600	Hunterdon Cty Munic Alliance	0.00	0.00	0.00	0.00	0.00	0.00	0.00
Local Projects		0.00	0.00	0.00	0.00	0.00	0.00	0.00
20-231-100-100	TITLE I C/O NCLB SALARY	0.00	0.00	0.00	0.00	0.00	0.00	0.00
20-231-100-600	Title I C/O NCLB SUPPLIES	0.00	0.00	0.00	0.00	0.00	0.00	0.00
20-231-200-200	TITLE I C/O NCLB EE BENEFITS	0.00	0.00	0.00	0.00	0.00	0.00	0.00
Title I		0.00	0.00	0.00	0.00	0.00	0.00	0.00
20-241-100-600	TTITLE III - NCLB SUPPLIES	0.00	0.00	0.00	0.00	0.00	0.00	0.00
Title III		0.00	0.00	0.00	0.00	0.00	0.00	0.00
20-250-100-100	IDEA Part B SALARY	0.00	0.00	0.00	0.00	0.00	0.00	0.00
20-250-100-300	IDEA Part B PURCH PROF SVCS	0.00	5,282.00	5,282.00	0.00	5,282.00	0.00	0.00
20-250-100-500	IDEA Part B OTHER PURCH SVC	68,046.75	4,247.00	72,293.75	36,375.00	35,918.75	0.00	0.00
20-250-100-600	IDEA Non Pub Supplies	0.00	0.00	0.00	0.00	0.00	0.00	0.00
20-250-200-100	IDEA Part B SALARY	0.00	0.00	0.00	0.00	0.00	0.00	0.00
20-250-200-104	IDEA Part B SALARY	0.00	0.00	0.00	0.00	0.00	0.00	0.00
20-250-200-200	IDEA Part B EE BENEFITS	0.00	0.00	0.00	0.00	0.00	0.00	0.00
20-250-200-300	IDEA Part B PURCH SVC	0.00	0.00	0.00	0.00	0.00	0.00	0.00
20-250-200-320	IDEA Part B PROFF & TECH SVC	0.00	0.00	0.00	0.00	0.00	0.00	0.00
20-250-200-500	IDEA Part B OTHER PURCH SVC	0.00	0.00	0.00	0.00	0.00	0.00	0.00
20-250-200-600	IDEA Part B SUPPLIES	0.00	0.00	0.00	0.00	0.00	0.00	0.00
20-250-400-731	IDEA Part B NP EQUIPMENT	0.00	0.00	0.00	0.00	0.00	0.00	0.00
IDEA Part B		68,046.75	9,529.00	77,575.75	36,375.00	41,200.75	0.00	0.00
20-251-100-500	IDEA PS OTHER PURCH SVC	4,000.00	0.00	4,000.00	0.00	0.00	4,000.00	0.00
20-251-100-600	IDEA PS NP SUPPLIES	0.00	0.00	0.00	0.00	0.00	0.00	0.00
20-251-200-320	IDEA PS PURCH PROF/TECH SVC	0.00	0.00	0.00	0.00	0.00	0.00	0.00
IDEA (Prog. 251)		4,000.00	0.00	4,000.00	0.00	0.00	4,000.00	0.00
20-252-100-100	IDEA C/O SALARIES	0.00	0.00	0.00	0.00	0.00	0.00	0.00
20-252-100-300	IDEA Carryover Purchased Serv.	0.00	0.00	0.00	0.00	0.00	0.00	0.00
20-252-100-500	IDEA C/O OTHER PURCH SVC	0.00	0.00	0.00	0.00	0.00	0.00	0.00
20-252-200-100	IDEA C/O SUPPORT SVC SAL	0.00	0.00	0.00	0.00	0.00	0.00	0.00
20-252-200-200	IDEA C/O SS EE BENEFITS	0.00	0.00	0.00	0.00	0.00	0.00	0.00
20-252-200-300	IDEA NP C/O PROF & TECH SVC	0.00	0.00	0.00	0.00	0.00	0.00	0.00
20-252-200-500	IDEA NP C/O OTHER PURCH SVC	0.00	0.00	0.00	0.00	0.00	0.00	0.00
IDEA Continuation Proj		0.00	0.00	0.00	0.00	0.00	0.00	0.00
20-253-100-500	IDEA PS C/O OTHER PURCH SVC	0.00	0.00	0.00	0.00	0.00	0.00	0.00
IDEA PS C/O		0.00	0.00	0.00	0.00	0.00	0.00	0.00
20-451-100-100	Sal Inst Non Public	0.00	0.00	0.00	0.00	0.00	0.00	0.00
20-451-100-106	Other Sal Inst ARRA	0.00	0.00	0.00	0.00	0.00	0.00	0.00
20-451-200-600	Supplies Non-Instructional	0.00	0.00	0.00	0.00	0.00	0.00	0.00
IDEA ARRA Basic		0.00	0.00	0.00	0.00	0.00	0.00	0.00
20-452-100-500	Other Purchased Services PS	0.00	0.00	0.00	0.00	0.00	0.00	0.00
IDEA ARRA Preschool		0.00	0.00	0.00	0.00	0.00	0.00	0.00
20-262-100-600	TITLE V SUPPLIES CONT PROJ	0.00	0.00	0.00	0.00	0.00	0.00	0.00
Title V Continuation Proj		0.00	0.00	0.00	0.00	0.00	0.00	0.00
20-270-100-600	Title II D Supplies 06-07	0.00	0.00	0.00	0.00	0.00	0.00	0.00
Title II (Eisenhower)		0.00	0.00	0.00	0.00	0.00	0.00	0.00
20-272-100-600	TITLE II - SUPLIES CONTINUATIO	0.00	0.00	0.00	0.00	0.00	0.00	0.00
Title II Continuation Proj		0.00	0.00	0.00	0.00	0.00	0.00	0.00
20-271-100-100	Title II A salaries	7,476.60	0.00	7,476.60	0.00	7,476.60	0.00	0.00
20-271-100-500	Title II Other Purch Serv	0.00	0.00	0.00	0.00	0.00	0.00	0.00
20-271-100-600	Title II - General Supplies	0.00	0.00	0.00	0.00	0.00	0.00	0.00
Title II (Other Prog.)		7,476.60	0.00	7,476.60	0.00	7,476.60	0.00	0.00
20-271-200-100	NCLB Title II Salaries	0.00	0.00	0.00	0.00	0.00	0.00	0.00
20-271-200-200	NCLB Title II Emp Benef	0.00	0.00	0.00	0.00	0.00	0.00	0.00
20-271-200-300	Title II Purch Prof & Tech Svc	0.00	0.00	0.00	0.00	0.00	0.00	0.00
20-271-200-320	NCLB Purch Prof - Ed Serv	0.00	0.00	0.00	0.00	0.00	0.00	0.00
20-271-200-500	Title II NCLB Other Purch Svc	0.00	0.00	0.00	0.00	0.00	0.00	0.00
20-271-200-600	Title II NCLB Supplies/Mats.	0.00	0.00	0.00	0.00	0.00	0.00	0.00
Title IIA - NCLB		0.00	0.00	0.00	0.00	0.00	0.00	0.00

Fund 20 (Special Revenue Fund)

Expend. Account #	Account Title	Original Bgt	New App/Tnsf	Revised Bgt	Expenditures	Encumbrances	Avail Balance	Refunds
20-431-200-600	NJCEP	0.00	0.00	0.00	0.00	0.00	0.00	0.00
20-511-100-610	Non-public security aid	0.00	1,850.00	1,850.00	0.00	0.00	1,850.00	0.00
Other State Proj		0.00	1,850.00	1,850.00	0.00	0.00	1,850.00	0.00
20-000-221-101	Mentor Program	0.00	0.00	0.00	0.00	0.00	0.00	0.00
Other Federal Proj		0.00	0.00	0.00	0.00	0.00	0.00	0.00
20-450-100-600	REAP Grant	22,000.00	(22,000.00)	0.00	0.00	0.00	0.00	0.00
20-450-100-731	REAP Grant	0.00	25,150.00	25,150.00	0.00	0.00	25,150.00	0.00
REAP Grant		22,000.00	3,150.00	25,150.00	0.00	0.00	25,150.00	0.00
20-501-100-610	Technology	3,040.00	(1,116.00)	1,924.00	1,897.00	0.00	27.00	27.00
20-501-100-640	Textbooks	5,660.00	(1,435.00)	4,225.00	4,155.09	0.00	69.91	69.91
Non-Public Textbooks & Technology		8,700.00	(2,551.00)	6,149.00	6,052.09	0.00	96.91	96.91
20-507-219-320	NP Evals & Classifications	14,043.00	4,975.00	19,018.00	2,570.85	0.00	16,447.15	0.00
20-508-219-320	NP Speech	0.00	0.00	0.00	0.00	0.00	0.00	0.00
Non-Public Handicapped Svcs		14,043.00	4,975.00	19,018.00	2,570.85	0.00	16,447.15	0.00
20-502-213-320	NP Nursing Exp	9,011.00	(2,351.00)	6,660.00	3,330.00	3,330.00	0.00	0.00
Non-Public Nursing Svcs		9,011.00	(2,351.00)	6,660.00	3,330.00	3,330.00	0.00	0.00
20-281-100-300	Title IV Purch Prof & Tech Svc	0.00	0.00	0.00	0.00	0.00	0.00	0.00
20-281-100-600	Title IV NCLB Supplies/Matls.	0.00	0.00	0.00	0.00	0.00	0.00	0.00
20-281-200-300	NCLB II C/O	0.00	0.00	0.00	0.00	0.00	0.00	0.00
20-281-200-320	Title IV Purch Prof - Ed Svc	0.00	0.00	0.00	0.00	0.00	0.00	0.00
Title IV - NCLB		0.00	0.00	0.00	0.00	0.00	0.00	0.00
20-261-100-500	Other Purchased Services	0.00	0.00	0.00	0.00	0.00	0.00	0.00
20-261-100-600	General Supplies	0.00	0.00	0.00	0.00	0.00	0.00	0.00
20-261-200-100	Title V NCLB Salaries	0.00	0.00	0.00	0.00	0.00	0.00	0.00
20-261-200-200	Title V NCLB Benefits	0.00	0.00	0.00	0.00	0.00	0.00	0.00
20-261-200-600	Gen Supplies	0.00	0.00	0.00	0.00	0.00	0.00	0.00
Title V - NCLB		0.00	0.00	0.00	0.00	0.00	0.00	0.00
Grand Totals for fund 20:		133,277.35	14,602.00	147,879.35	48,327.94	52,007.35	47,544.06	96.91

Pursuant to N.J.A.C. 6A:23A-16.10(c)3, I certify that as of the date of this report no budgetary line item account has encumbrances and expenditures which in total exceed the line item appropriation in violation of 6A:23A-16.10(a).


 Bernetta Davis, Bus Adm/Bd Secy

3/14/16
 Date

Interim Balance Sheet

ASSETS AND RESOURCES

ASSETS			
101 Cash in checking account	\$	0.00	
102-106 Other cash equivalents	\$	0.00	
Total cash			\$ 0.00
111 Investments			\$ 0.00
114 Investment interest receivable			\$ 0.00
121 Tax levy receivable			\$ 0.00
Accounts receivable			
132 Interfund	\$	0.00	
141 Intergovernmental - state	\$	0.00	
142 Intergovernmental - federal	\$	0.00	
143 Intergovernmental - other	\$	0.00	
153 Other Accounts Receivable	\$	0.00	
			\$ 0.00
Loans receivable			
131 Interfund	\$	0.00	
151 Other Loans Receivable	\$	0.00	
			\$ 0.00
199 Other current assets			\$ 0.00
RESOURCES			
301 Estimated revenues (from adjusted budget)	\$	0.00	
302 Less: revenues collected or accrued	\$	(0.52)	
			\$ (0.52)
TOTAL ASSETS AND RESOURCES			\$ (0.52)

LIABILITIES AND FUND EQUITY

LIABILITIES			
401 Interfund loans payable			\$ 0.00
402 Interfund accounts payable			\$ 0.00
411 Intergovernmental accounts payable - state			\$ 0.00
412 Intergovernmental accounts payable - federal			\$ 0.00
413 Intergovernmental accounts payable - other			\$ 0.00
421 Accounts payable			\$ 0.00
422 Judgments payable			\$ 0.00
430 Compensated absences payable			\$ 0.00
431 Contracts payable			\$ 0.00
451 Loans payable			\$ 0.00
481 Deferred revenues			\$ 0.00
499 Other current liabilities			\$ 0.00
Total liabilities			\$ 0.00

FUND EQUITY

Appropriated:

753 Reserve for encumbrances - current year			\$	0.00	
754 Reserve for encumbrances - prior year			\$	0.00	
760 Other reserves			\$	0.00	
771 Designated Fund Balance			\$	0.00	
601 Appropriations			\$	0.00	
602 Less: expenditures	\$	6.64			
603 Less: encumbrances	\$	0.00	\$	(6.64)	\$
Appropriations less expenditures					(6.64)

Unappropriated:

770 Fund Balance, July 1, 2015			\$	6.12	
303 Less: budgeted fund balance			\$	0.00	
Unappropriated fund balance					\$
Total fund equity					<u>(0.52)</u>

TOTAL LIABILITIES AND FUND EQUITY

\$ (0.52)

RECAPITULATION OF FUND BALANCE - CURRENT YEAR ACTIVITY

	Budgeted	Actual	Variance
Appropriations	\$ 0.00	\$ 6.64	\$ (6.64)
Less: Revenues	\$ 0.00	\$ (0.52)	\$ 0.52
Subtotal	\$ 0.00	\$ 6.12	\$ (6.12)
Less: adjustment to appropriations for Prior Year Encumbrances	\$ 0.00	\$ 0.00	\$ 0.00
Total current year budgeted fund balance	\$ 0.00	\$ 6.12	\$ (6.12)
Add: Unappropriated fund balance			\$ 6.12
Total of budgeted and unappropriated fund balance			<u>\$ 0.00</u>

Revenues/Sources of Funds

Acct Group	Group Title	Budgeted Est.	Transfers	Adj. Budget	Act to Date	Unrealized Under/(Over)
Recap	From Recap of Fund Balance	0.00	0.00	0.00	6.12	(6.12)
52xx	From Transfers	0.00	0.00	0.00	0.00	0.00
1xxx	From Local Sources	0.00	0.00	0.00	0.52	(0.52)
2xxx	From Intermediate Sources	0.00	0.00	0.00	0.00	0.00
3xxx	From State Sources	0.00	0.00	0.00	0.00	0.00
4xxx	From Federal Sources	0.00	0.00	0.00	0.00	0.00
5xxx	From Other Sources	0.00	0.00	0.00	0.00	0.00
Grand Totals		0.00	0.00	0.00	6.64	(6.64)

Fund 30 (Capital Projects Fund)

Account Group	Group Title	Original Bgt	New App/Trnsf	Revised Bgt	Expenditures	Encumbrances	Avail Balance	Refunds
Debt service-regular		0.00	0.00	0.00	6.64	0.00	(6.64)	0.00
Grand Totals for fund 30:		0.00	0.00	0.00	6.64	0.00	(6.64)	0.00

Revenues Summary

Acct Group	Group Title	Budgeted Est.	Transfers	Adj. Budget	Act to Date	Unrealized Under/(Over)
Recap	From Recap of Fund Balance	0.00	0.00	0.00	6.12	(6.12)
30-1510-000-000	Interest Income	0.00	0.00	0.00	0.52	(0.52)
30-1900-000-000	Miscellaneous Revenue	0.00	0.00	0.00	0.00	0.00
30-1980-000-000	Refund of Prior Year Exp	0.00	0.00	0.00	0.00	0.00
30-3255-000-000	EDA Grant	0.00	0.00	0.00	0.00	0.00
Grand Totals		0.00	0.00	0.00	6.64	(6.64)

Minimum Expense General Ledger Report

Fund 30 (Capital Projects Fund)

Expend. Account #	Account Title	Original Bgt	New App/Trnsf	Revised Bgt	Expenditures	Encumbrances	Avail Balance	Refunds
30-000-400-331	Legal Services	0.00	0.00	0.00	0.00	0.00	0.00	0.00
30-000-400-390	Construction Services	0.00	0.00	0.00	0.00	0.00	0.00	0.00
30-000-400-450	Construction Costs	0.00	0.00	0.00	0.00	0.00	0.00	0.00
30-000-400-800	Contingency	0.00	0.00	0.00	0.00	0.00	0.00	0.00
30-000-520-930	Transfers to Other Funds	0.00	0.00	0.00	6.64	0.00	(6.64)	0.00
Debt service-regular		0.00	0.00	0.00	6.64	0.00	(6.64)	0.00
Grand Totals for fund 30:		0.00	0.00	0.00	6.64	0.00	(6.64)	0.00

Pursuant to N.J.A.C. 6A:23A-16.10(c)3, I certify that as of the date of this report no budgetary line item account has encumbrances and expenditures which in total exceed the line item appropriation in violation of 6A:23A-16.10(a).

 Bernetta Davis, Bus Adm/Bd Secy

 Date

Interim Balance Sheet

ASSETS AND RESOURCES

ASSETS			
101 Cash in checking account		\$ 0.14	
102-106 Other cash equivalents		\$ 0.00	
Total cash			\$ 0.14
111 Investments			\$ 0.00
114 Investment interest receivable			\$ 0.00
121 Tax levy receivable			\$ 551,775.00
Accounts receivable			
132 Interfund	\$ 0.00		
141 Intergovernmental - state	\$ 0.00		
142 Intergovernmental - federal	\$ 0.00		
143 Intergovernmental - other	\$ 0.00		
153 Other Accounts Receivable	\$ 0.00		
			\$ 0.00
Loans receivable			
131 Interfund	\$ 0.00		
151 Other Loans Receivable	\$ 0.00		
			\$ 0.00
199 Other current assets			\$ 0.00
RESOURCES			
301 Estimated revenues (from adjusted budget)		\$ 633,498.00	
302 Less: revenues collected or accrued		\$ (633,498.00)	
			\$ 0.00
TOTAL ASSETS AND RESOURCES			\$ 551,775.14

LIABILITIES AND FUND EQUITY

LIABILITIES			
401 Interfund loans payable			\$ 0.00
402 Interfund accounts payable			\$ 0.00
411 Intergovernmental accounts payable - state			\$ 0.00
412 Intergovernmental accounts payable - federal			\$ 0.00
413 Intergovernmental accounts payable - other			\$ 0.00
421 Accounts payable			\$ 0.00
422 Judgments payable			\$ 0.00
430 Compensated absences payable			\$ 0.00
431 Contracts payable			\$ 0.00
451 Loans payable			\$ 0.00
481 Deferred revenues			\$ 0.00
499 Other current liabilities			\$ 0.00
Total liabilities			\$ 0.00

FUND EQUITY

Appropriated:

753 Reserve for encumbrances - current year			\$	551,775.00	
754 Reserve for encumbrances - prior year			\$	0.00	
760 Other reserves			\$	0.00	
771 Designated Fund Balance			\$	0.00	
601 Appropriations		\$	643,550.00		
602 Less: expenditures	\$	91,775.00			
603 Less: encumbrances	\$	551,775.00	\$	(643,550.00)	\$
Appropriations less expenditures					\$
					551,775.00

Unappropriated:

770 Fund Balance, July 1, 2015			\$	10,052.14	
303 Less: budgeted fund balance			\$	(10,052.00)	
Unappropriated fund balance					\$
					0.14
Total fund equity					\$
					551,775.14

TOTAL LIABILITIES AND FUND EQUITY

\$ 551,775.14

RECAPITULATION OF FUND BALANCE - CURRENT YEAR ACTIVITY

	Budgeted	Actual	Variance
Appropriations	\$ 643,550.00	\$ 643,550.00	\$ 0.00
Less: Revenues	\$ (633,498.00)	\$ (633,498.00)	\$ 0.00
Subtotal	\$ 10,052.00	\$ 10,052.00	\$ 0.00
Less: adjustment to appropriations for Prior Year Encumbrances	\$ 0.00	\$ 0.00	\$ 0.00
Total current year budgeted fund balance	\$ 10,052.00	\$ 10,052.00	\$ 0.00
Add: Unappropriated fund balance			\$ 0.14
Total of budgeted and unappropriated fund balance			\$ 0.14

Revenues/Sources of Funds

Acct Group	Group Title	Budgeted Est.	Transfers	Adj. Budget	Act to Date	Unrealized Under/(Over)
Recap	From Recap of Fund Balance	10,052.00	0.00	10,052.00	10,052.00	0.00
52xx	From Transfers	0.00	0.00	0.00	0.00	0.00
1xxx	From Local Sources	633,498.00	0.00	633,498.00	633,498.00	0.00
2xxx	From Intermediate Sources	0.00	0.00	0.00	0.00	0.00
3xxx	From State Sources	0.00	0.00	0.00	0.00	0.00
4xxx	From Federal Sources	0.00	0.00	0.00	0.00	0.00
5xxx	From Other Sources	0.00	0.00	0.00	0.00	0.00
Grand Totals		643,550.00	0.00	643,550.00	643,550.00	0.00

Fund 40 (Debt Service Fund)

Account Group	Group Title	Original Bgt	New App/Tmsf	Revised Bgt	Expenditures	Encumbrances	Avail Balance	Refunds
Debt service-regular		643,550.00	0.00	643,550.00	91,775.00	551,775.00	0.00	0.00
Grand Totals for fund 40:		643,550.00	0.00	643,550.00	91,775.00	551,775.00	0.00	0.00

Revenues Summary


Acct Group	Group Title	Budgeted Est.	Transfers	Adj. Budget	Act to Date	Unrealized Under/(Over)
Recap	From Recap of Fund Balance	10,052.00	0.00	10,052.00	10,052.00	0.00
40-5200-000-000	Transfer from other funds	0.00	0.00	0.00	0.00	0.00
40-1210-000-000	LCL TAX LEVY DS	633,498.00	0.00	633,498.00	633,498.00	0.00
Grand Totals		643,550.00	0.00	643,550.00	643,550.00	0.00

Minimum Expense General Ledger Report

Fund 40 (Debt Service Fund)

Expend. Account #	Account Title	Original Bgt	New App/Tmsf	Revised Bgt	Expenditures	Encumbrances	Avail Balance	Refunds
40-701-510-834	Debt Service Interest	183,550.00	0.00	183,550.00	91,775.00	91,775.00	0.00	0.00
40-701-510-910	DS PRINCIPAL	460,000.00	0.00	460,000.00	0.00	460,000.00	0.00	0.00
Debt service-regular		643,550.00	0.00	643,550.00	91,775.00	551,775.00	0.00	0.00
Grand Totals for fund 40:		643,550.00	0.00	643,550.00	91,775.00	551,775.00	0.00	0.00

Pursuant to N.J.A.C. 6A:23A-16.10(c)3, I certify that as of the date of this report no budgetary line item account has encumbrances and expenditures which in total exceed the line item appropriation in violation of 6A:23A-16.10(a).


 Bernetta Davis, Bus Adm/Bd Secy

3/14/16
 Date

Interim Balance SheetASSETS AND RESOURCES

ASSETS

101 Cash in checking account	\$	39,638.19	
102-106 Other cash equivalents	\$	(576.00)	
Total cash			\$ 39,062.19
111 Investments			\$ 0.00
114 Investment interest receivable			\$ 0.00
121 Tax levy receivable			\$ 0.00
Accounts receivable			
132 Interfund	\$	0.00	
141 Intergovernmental - state	\$	0.00	
142 Intergovernmental - federal	\$	0.00	
143 Intergovernmental - other	\$	0.00	
153 Other Accounts Receivable	\$	3,877.00	
			\$ 3,877.00
Loans receivable			
131 Interfund	\$	0.00	
151 Other Loans Receivable	\$	0.00	
			\$ 0.00
199 Other current assets			\$ 0.00

RESOURCES

301 Estimated revenues (from adjusted budget)	\$	20,000.00	
302 Less: revenues collected or accrued	\$	(27,875.00)	
			\$ (7,875.00)
TOTAL ASSETS AND RESOURCES			\$ 35,064.19

LIABILITIES AND FUND EQUITY

LIABILITIES

401 Interfund loans payable	\$	0.00	
402 Interfund accounts payable	\$	0.00	
411 Intergovernmental accounts payable - state	\$	0.00	
412 Intergovernmental accounts payable - federal	\$	0.00	
413 Intergovernmental accounts payable - other	\$	0.00	
421 Accounts payable	\$	0.00	
422 Judgments payable	\$	0.00	
430 Compensated absences payable	\$	0.00	
431 Contracts payable	\$	0.00	
451 Loans payable	\$	0.00	
481 Deferred revenues	\$	0.00	
499 Other current liabilities	\$	0.00	
Total liabilities	\$	0.00	

FUND EQUITY

Appropriated:

753 Reserve for encumbrances - current year			\$	0.00	
754 Reserve for encumbrances - prior year			\$	0.00	
760 Other reserves			\$	0.00	
771 Designated Fund Balance			\$	0.00	
601 Appropriations		\$	20,000.00		
602 Less: expenditures	\$	13,541.89			
603 Less: encumbrances	\$	0.00	\$	(13,541.89)	\$
Appropriations less expenditures				<u>6,458.11</u>	<u>6,458.11</u>

Unappropriated:

770 Fund Balance, July 1, 2015			\$	68,620.32	
303 Less: budgeted fund balance			\$	<u>(40,014.24)</u>	
Unappropriated fund balance					\$
Total fund equity					<u>28,606.08</u>
					<u>35,064.19</u>

TOTAL LIABILITIES AND FUND EQUITY

\$ 35,064.19

RECAPITULATION OF FUND BALANCE - CURRENT YEAR ACTIVITY

	Budgeted	Actual	Variance
Appropriations	\$ 20,000.00	\$ 13,541.89	\$ 6,458.11
Less: Revenues	\$ (20,000.00)	\$ (27,875.00)	\$ 7,875.00
Subtotal	\$ 0.00	\$ (14,333.11)	\$ 14,333.11
Less: adjustment to appropriations for Prior Year Encumbrances	\$ 0.00	\$ 0.00	\$ 0.00
Total current year budgeted fund balance	\$ 40,014.24	\$ (14,333.11)	\$ 54,347.35
Add: Unappropriated fund balance			\$ 28,606.08
Total of budgeted and unappropriated fund balance			<u>\$ 82,953.43</u>

Revenues/Sources of Funds

Acct Group	Group Title	Budgeted Est.	Transfers	Adj. Budget	Act to Date	Unrealized Under/(Over)
Recap	From Recap of Fund Balance	0.00	40,014.24	40,014.24	(14,333.11)	54,347.35
52xx	From Transfers	0.00	0.00	0.00	0.00	0.00
1xxx	From Local Sources	20,000.00	0.00	20,000.00	27,875.00	(7,875.00)
2xxx	From Intermediate Sources	0.00	0.00	0.00	0.00	0.00
3xxx	From State Sources	0.00	0.00	0.00	0.00	0.00
4xxx	From Federal Sources	0.00	0.00	0.00	0.00	0.00
5xxx	From Other Sources	0.00	0.00	0.00	0.00	0.00
Grand Totals		20,000.00	40,014.24	60,014.24	13,541.89	46,472.35

Fund 60 (PreK and K Wrap Fund)

Account Group	Group Title	Original Bgt	New App/Tmsf	Revised Bgt	Expenditures	Encumbrances	Avail Balance	Refunds
Ungrouped Accounts		0.00	0.00	0.00	0.00	0.00	0.00	0.00
PRE-K		20,000.00	0.00	20,000.00	13,541.89	0.00	6,458.11	0.00
K-WRAP		0.00	0.00	0.00	0.00	0.00	0.00	0.00
Grand Totals for fund 60:		20,000.00	0.00	20,000.00	13,541.89	0.00	6,458.11	0.00

Revenues Summary

Acct Group	Group Title	Budgeted Est.	Transfers	Adj. Budget	Act to Date	Unrealized Under/(Over)
Recap	From Recap of Fund Balance	0.00	40,014.24	40,014.24	(14,333.11)	54,347.35
60-1310-105-000	PRE-K TUITION	20,000.00	0.00	20,000.00	27,875.00	(7,875.00)
60-1310-110-000	KWRAP TUITION	0.00	0.00	0.00	0.00	0.00
60-1620-910-000	Food Service Revenue	0.00	0.00	0.00	0.00	0.00
60-1990-000-000	MISCELLANEOUS	0.00	0.00	0.00	0.00	0.00
Grand Totals		20,000.00	40,014.24	60,014.24	13,541.89	46,472.35

Minimum Expense General Ledger Report

Fund 60 (PreK and K Wrap Fund)

Expend. Account #	Account Title	Original Bgt	New App/Tmsf	Revised Bgt	Expenditures	Encumbrances	Avail Balance	Refunds
60-190-100-610	PRE-K SUPPLIES	0.00	0.00	0.00	0.00	0.00	0.00	0.00
60-910-310-107	Food Service Salary	0.00	0.00	0.00	0.00	0.00	0.00	0.00
Ungrouped Accounts		0.00	0.00	0.00	0.00	0.00	0.00	0.00
60-105-100-100	PRE-K SALARIES	20,000.00	0.00	20,000.00	13,541.89	0.00	6,458.11	0.00
60-105-100-101	Teacher Salary	0.00	0.00	0.00	0.00	0.00	0.00	0.00
60-105-100-600	PRE-K SUPPLIES	0.00	0.00	0.00	0.00	0.00	0.00	0.00
60-105-219-320	Purchase Prof Ed Svcs	0.00	0.00	0.00	0.00	0.00	0.00	0.00
PRE-K		20,000.00	0.00	20,000.00	13,541.89	0.00	6,458.11	0.00
60-110-100-101	K-WRAP SALARIES	0.00	0.00	0.00	0.00	0.00	0.00	0.00
60-110-100-600	K-WRAP SUPPLIES	0.00	0.00	0.00	0.00	0.00	0.00	0.00
K-WRAP		0.00	0.00	0.00	0.00	0.00	0.00	0.00
Grand Totals for fund 60:		20,000.00	0.00	20,000.00	13,541.89	0.00	6,458.11	0.00

Pursuant to N.J.A.C. 6A:23A-16.10(c)3, I certify that as of the date of this report no budgetary line item account has encumbrances and expenditures which in total exceed the line item appropriation in violation of 6A:23A-16.10(a).

Bernetta Davis, Bus Adm/Bd Secy

Date