

Interim Balance SheetASSETS AND RESOURCES

ASSETS	
101 Cash in checking account	\$ 230,686.13
102-106 Other cash equivalents	\$ 200.00
Total cash	\$ 230,886.13
111 Investments	\$ 0.00
114 Investment interest receivable	\$ 0.00
116 Capital reserve account	\$ 313,877.94
117 Maintenance reserve account	\$ 260,656.74
121 Tax levy receivable	\$ 5,558,834.96
Accounts receivable	
132 Interfund	\$ 0.00
141 Intergovernmental - state	\$ 401,973.11
142 Intergovernmental - federal	\$ 0.00
143 Intergovernmental - other	\$ 0.00
153 Other Accounts Receivable	\$ 63,145.00
	\$ 465,118.11
Loans receivable	
131 Interfund	\$ 0.00
151 Other Loans Receivable	\$ 0.00
	\$ 0.00
199 Other current assets	\$ 0.00
RESOURCES	
301 Estimated revenues (from adjusted budget)	\$ 6,164,494.16
302 Less: revenues collected or accrued	\$ (5,925,849.75)
	\$ 238,644.41
TOTAL ASSETS AND RESOURCES	
	\$ 7,068,018.29

LIABILITIES AND FUND EQUITY

LIABILITIES	
401 Interfund loans payable	\$ 0.00
402 Interfund accounts payable	\$ (0.01)
411 Intergovernmental accounts payable - state	\$ 0.00
412 Intergovernmental accounts payable - federal	\$ 0.00
413 Intergovernmental accounts payable - other	\$ 0.00
421 Accounts payable	\$ 6,883.15
422 Judgments payable	\$ 0.00
430 Compensated absences payable	\$ 0.00
431 Contracts payable	\$ 0.00
451 Loans payable	\$ 0.00
481 Deferred revenues	\$ 0.00
499 Other current liabilities	\$ 0.00
Total liabilities	\$ 6,883.14



**FUND EQUITY**

Appropriated:

753 Reserve for encumbrances - current year			\$ 4,390,191.93	
754 Reserve for encumbrances - prior year			\$ 99,377.38	
761 Reserved fund balance Capital Reserve - July 1, 2017		\$ 313,682.75		
604 Add: Increase in capital reserve		\$ 0.00		
307 Less: Budgeted withdrawal from capital reserve - eligible costs		\$ (100,000.00)		
309 Less: Budgeted withdrawal from capital reserve - excess costs		\$ 0.00		
317 Less: Budgeted withdrawal from capital reserve - transfer to Debt Svc		\$ 0.00		
Subtotal - capital reserve			\$ 213,682.75	
764 Reserved fund balance Maintenance Reserve - July 1, 2017		\$ 260,656.74		
606 Add: Increase in maintenance reserve		\$ 525.00		
310 Less: Budgeted withdrawal from maintenance reserve		\$ 0.00		
Subtotal - maintenance reserve			\$ 261,181.74	
760 Other reserves			\$ 0.00	
771 Designated Fund Balance			\$ 0.00	
772 Designated Fund Balance - ARRA/SEMI			\$ 0.00	
601 Appropriations		\$ 6,428,480.54		
602 Less: expenditures	\$ 184,936.55			
603 Less: encumbrances	\$ 4,489,569.31	\$ (4,674,505.86)	\$ 1,753,974.68	\$ 6,718,408.48
Appropriations less expenditures				
Unappropriated:				
770 Fund Balance, July 1, 2017			\$ 407,360.67	
303 Less: budgeted fund balance			\$ (64,634.00)	
Unappropriated fund balance				\$ 342,726.67
Total fund equity				\$ 7,061,135.15

**TOTAL LIABILITIES AND FUND EQUITY**

\$ 7,068,018.29

**RECAPITULATION OF FUND BALANCE - CURRENT YEAR ACTIVITY**

	Budgeted	Actual	Variance
Appropriations	\$ 6,428,480.54	\$ 4,674,505.86	\$ 1,753,974.68
Less: Revenues	\$ (6,164,494.16)	\$ (5,925,849.75)	\$ (238,644.41)
Subtotal	\$ 263,986.38	\$ (1,251,343.89)	\$ 1,515,330.27
Change in capital reserve			
Plus - Increase in reserve	\$ 0.00	\$ 195.19	\$ (195.19)
Less - Withdrawal from reserve	\$ (100,000.00)	\$ 0.00	\$ (100,000.00)
Change in maintenance reserve			
Plus - Increase in reserve	\$ 525.00	\$ 0.00	\$ 525.00
Less - Withdrawal from reserve	\$ 0.00	\$ 0.00	\$ 0.00
Less: adjustment to appropriations for Prior Year Encumbrances	\$ (99,877.38)	\$ (99,877.38)	\$ 0.00
Total current year budgeted fund balance	\$ 64,634.00	\$ (1,351,026.08)	\$ 1,415,660.08
Add: Unappropriated fund balance			\$ 342,726.67
Total of budgeted and unappropriated fund balance			<u>\$ 1,758,386.75</u>

Revenues/Sources of Funds

Acct Group	Group Title	Budgeted Est.	Transfers	Adj. Budget	Act to Date	Unrealized Under/(Over)
Recap	From Recap of Fund Balance	64,634.00	99,877.38	164,511.38	(1,251,148.70)	1,415,660.08
307/309/317	Bgtd wdrwl from cap rsv	100,000.00	0.00	100,000.00	0.00	100,000.00
310	Bgtd wdrwl from maint rsv	0.00	0.00	0.00	0.00	0.00
52xx	From Transfers	20,000.00	0.00	20,000.00	0.00	20,000.00
1xxx	From Local Sources	5,628,589.16	150,000.00	5,778,589.16	5,585,424.75	193,164.41
2xxx	From Intermediate Sources	0.00	0.00	0.00	0.00	0.00
3xxx	From State Sources	365,905.00	0.00	365,905.00	340,425.00	25,480.00
4xxx	From Federal Sources	0.00	0.00	0.00	0.00	0.00
5xxx	From Other Sources	0.00	0.00	0.00	0.00	0.00
<b>Grand Totals</b>		<b>6,179,128.16</b>	<b>249,877.38</b>	<b>6,429,005.54</b>	<b>4,674,701.05</b>	<b>1,754,304.49</b>

**Fund 11 (Current Expense Fund)**

Account Group	Group Title	Original Bgt	New App/Trnsf	Revised Bgt	Expenditures	Encumbrances	Avail Balance	Refunds
Regular programs-Instruction		1,926,452.16	0.00	1,926,452.16	28.56	1,826,640.07	99,783.53	0.00
Regular programs-Home Instruction		1,020.00	0.00	1,020.00	0.00	1,020.00	0.00	0.00
Regular programs-Undistrib Instruction		787,395.00	160,485.50	947,880.50	92,967.30	601,404.73	253,508.47	0.00
Special Program Instr Alloc of Benefits		0.00	0.00	0.00	0.00	0.00	0.00	0.00
Special Education-Multiple Disabilities		66,150.00	0.00	66,150.00	62.27	64,377.40	1,710.33	0.00
Special education-Resource room		145,400.00	0.00	145,400.00	174.38	140,604.90	4,620.72	0.00
Pre School Handicapped		115,000.00	0.00	115,000.00	384.64	65,615.36	49,000.00	0.00
ESY - Extended School Year		0.00	0.00	0.00	0.00	0.00	0.00	0.00
Basic skills/remedial-instruction		111,170.00	0.00	111,170.00	0.00	110,420.00	750.00	0.00
Curricular activities-instruction		11,300.00	0.00	11,300.00	0.00	11,300.00	0.00	0.00
School Sponsored Athletics Instruction		35,000.00	0.00	35,000.00	455.82	15,497.02	19,047.16	0.00
Other instructional programs		22,500.00	0.00	22,500.00	2,195.00	17,805.00	2,500.00	0.00
Undistributed expense-instruction		252,500.00	0.00	252,500.00	1,960.17	74,839.83	175,700.00	0.00
Attendance		45,851.50	0.00	45,851.50	3,023.50	37,828.00	5,000.00	0.00
Health services		105,125.00	0.00	105,125.00	2,250.00	85,525.00	17,350.00	0.00
Other support svc-Related svcs		153,000.00	0.00	153,000.00	0.00	24,725.00	128,275.00	0.00
ExtraOrdinary Services		47,200.00	0.00	47,200.00	3.00	0.00	47,197.00	0.00
Other support svc-students-reg		104,525.00	0.00	104,525.00	600.00	97,561.63	6,363.37	0.00
Other support svc-students-spec		255,846.00	0.00	255,846.00	5,241.54	218,921.15	31,683.31	0.00
Impr of inst-other sup-instruc		107,960.00	0.00	107,960.00	9,093.18	97,761.82	1,105.00	0.00
Library and educ media		113,904.00	0.00	113,904.00	4,617.62	94,286.38	15,000.00	0.00
Inst. staff training svcs		2,000.00	0.00	2,000.00	0.00	0.00	2,000.00	0.00
Support svc-general admin		311,500.00	150.00	311,650.00	22,467.47	202,950.39	86,232.14	0.00
Support svc-school admin		91,625.50	0.00	91,625.50	6,619.19	82,670.50	2,335.81	0.00
Centrl Svcs/Bus. Svcs		214,475.00	0.00	214,475.00	(2,903.43)	168,975.02	48,403.41	29,600.00
Centrl Svcs Adm Info Tech		0.00	0.00	0.00	0.00	0.00	0.00	0.00
Operation/maint of plant svc		607,868.00	65,417.31	673,285.31	34,862.84	361,675.93	276,746.54	0.00
Care & Upkeep of Grounds		23,000.00	350.00	23,350.00	187.05	850.00	22,312.95	0.00
Security		1,100.00	0.00	1,100.00	0.00	0.00	1,100.00	0.00
Student transportation svcs		353,000.00	175.00	353,175.00	505.25	51,939.61	300,730.14	0.00
Employee Benefits		15,600.00	0.00	15,600.00	141.20	11,075.00	4,383.80	0.00
606	Increase in Maint Rsv	525.00	0.00	525.00	0.00	0.00	525.00	0.00
Grand Totals for fund 11:		6,027,992.16	226,577.81	6,254,569.97	184,936.55	4,466,269.74	1,603,363.68	29,600.00

**Fund 12 (Capital Outlay Fund)**

Account Group	Group Title	Original Bgt	New App/Trnsf	Revised Bgt	Expenditures	Encumbrances	Avail Balance	Refunds
604	Increase in Cap Rsv	0.00	0.00	0.00	195.19	0.00	(195.19)	0.00
Ungrouped Accounts		0.00	0.00	0.00	0.00	0.00	0.00	0.00
Special Education-Multiple Disabilities		15,000.00	0.00	15,000.00	0.00	0.00	15,000.00	0.00
Equip		0.00	23,299.57	23,299.57	0.00	23,299.57	0.00	0.00
Facil acquis/const		136,136.00	0.00	136,136.00	0.00	0.00	136,136.00	0.00
Grand Totals for fund 12:		151,136.00	23,299.57	174,435.57	195.19	23,299.57	150,940.81	0.00

**Fund 18 (Education Jobs Fund)**

Account Group	Group Title	Original Bgt	New App/Trnsf	Revised Bgt	Expenditures	Encumbrances	Avail Balance	Refunds
Grade 1-5 Instruction		0.00	0.00	0.00	0.00	0.00	0.00	0.00
Regular programs-Undistrib Instruction		0.00	0.00	0.00	0.00	0.00	0.00	0.00
Grand Totals for fund 18:		0.00	0.00	0.00	0.00	0.00	0.00	0.00

Grand Totals for all Subfunds of Fund 10: 6,179,128.16 249,877.38 6,429,005.54 185,131.74 4,489,569.31 1,754,304.49 29,600.00

**Revenues Summary**

Acct Group	Group Title	Budgeted Est.	Transfers	Adj. Budget	Act to Date	Unrealized Under/(Over)
Recap	From Recap of Fund Balance	64,634.00	99,877.38	164,511.38	(1,251,148.70)	1,415,660.08
307/309/317	Bgtd wdrwl from cap rsv	100,000.00	0.00	100,000.00	0.00	100,000.00
310	Bgtd wdrwl from maint rsv	0.00	0.00	0.00	0.00	0.00
10-5200-000-000	Transfer from Other Funds	20,000.00	0.00	20,000.00	0.00	20,000.00
10-1210-000-000	LOCAL TAX LEVY	5,548,782.28	0.00	5,548,782.28	5,548,782.28	0.00
10-1300-000-000	Tuition-Parent Paid	0.00	0.00	0.00	0.00	0.00
10-1320-000-000	Tuition-Other LEA in State	0.00	0.00	0.00	0.00	0.00
10-1350-000-000	Tuition-Summer School	7,500.00	0.00	7,500.00	0.00	7,500.00
10-1500-000-000	Miscellaneous Revenue	0.00	0.00	0.00	0.00	0.00
10-1510-000-000	Interest Income	4,217.00	0.00	4,217.00	560.78	3,656.22
10-1511-000-000	Capital Reserve Interest	540.00	0.00	540.00	195.19	344.81
10-1520-000-000	Restricted Misc Rev	0.00	0.00	0.00	0.00	0.00
10-1730-000-000	Student Fees - Pay To Play	10,000.00	0.00	10,000.00	0.00	10,000.00
10-1900-000-000	Misc. Income	22,149.88	0.00	22,149.88	0.00	22,149.88
10-1910-000-000	Building Use Revenue	1,000.00	0.00	1,000.00	0.00	1,000.00
10-1960-000-000	Services Provided to Other LEA	31,400.00	0.00	31,400.00	31,400.00	0.00
10-1980-000-000	Refund of Prior Yr Expenditures	0.00	0.00	0.00	1,577.21	(1,577.21)
10-1981-000-000	EE Health Contributions	0.00	150,000.00	150,000.00	2,909.29	147,090.71
10-1990-000-000	Misc. Revenue Local Sources	3,000.00	0.00	3,000.00	0.00	3,000.00
10-3120-000-000	NonPublic Transportation Aid	2,500.00	0.00	2,500.00	0.00	2,500.00
10-3121-000-000	Categorical Trans Aid	32,888.00	0.00	32,888.00	32,888.00	0.00
10-3131-000-000	Extraordinary Aid	30,000.00	0.00	30,000.00	0.00	30,000.00
10-3132-000-000	Categorical Special Ed Aid	184,932.00	0.00	184,932.00	191,952.00	(7,020.00)
10-3172-000-000	Stabilization Aid	0.00	0.00	0.00	0.00	0.00
10-3177-000-000	Security Aid	16,949.00	0.00	16,949.00	16,949.00	0.00
10-3178-000-000	Adjustment Aid	0.00	0.00	0.00	0.00	0.00
10-3190-000-000	Other State Aid	0.00	0.00	0.00	0.00	0.00
10-3191-000-000	Per Pupil Growth Aid	2,690.00	0.00	2,690.00	2,690.00	0.00
10-3192-000-000	PARCC Readiness Aid	2,690.00	0.00	2,690.00	2,690.00	0.00
10-3193-000-000	School Choice Aid	90,286.00	0.00	90,286.00	90,286.00	0.00
10-3195-000-000	Cons. Aid	0.00	0.00	0.00	0.00	0.00
10-3196-000-000	Prof Learning Comm Aid	2,970.00	0.00	2,970.00	2,970.00	0.00
18-4522-000-000	Ed Jobs Grant	0.00	0.00	0.00	0.00	0.00
<b>Grand Totals</b>		<b>6,179,128.16</b>	<b>249,877.38</b>	<b>6,429,005.54</b>	<b>4,674,701.05</b>	<b>1,754,304.49</b>

**Minimum Expense General Ledger Report**

**Fund 11 (Current Expense Fund)**

Expend. Account #	Account Title	Original Bgt	New App/Trnsf	Revised Bgt	Expenditures	Encumbrances	Avail Balance	Refunds
11-105-100-101	PREK SALARY	1,000.00	0.00	1,000.00	0.00	1,000.00	0.00	0.00
11-105-100-610	Pre School Classroom Supplies	0.00	0.00	0.00	0.00	0.00	0.00	0.00
11-110-100-101	PRSC/KDG SAL	183,886.82	0.00	183,886.82	0.00	183,886.82	0.00	0.00
11-110-100-320	Purch Prof - Educational Services	99,500.00	0.00	99,500.00	0.00	0.00	99,500.00	0.00
11-110-100-610	Kindergarten Supplies	1,000.00	0.00	1,000.00	28.56	687.91	283.53	0.00
11-120-100-101	1-5 SAL TCH	983,847.46	0.00	983,847.46	0.00	983,847.46	0.00	0.00
11-130-100-101	6-8 SAL TCH	657,217.88	0.00	657,217.88	0.00	657,217.88	0.00	0.00
<b>Regular programs-Instruction</b>		<b>1,926,452.16</b>	<b>0.00</b>	<b>1,926,452.16</b>	<b>28.56</b>	<b>1,826,640.07</b>	<b>99,783.53</b>	<b>0.00</b>
11-150-100-101	RP-HM INSTR	1,020.00	0.00	1,020.00	0.00	1,020.00	0.00	0.00
<b>Regular programs-Home Instruction</b>		<b>1,020.00</b>	<b>0.00</b>	<b>1,020.00</b>	<b>0.00</b>	<b>1,020.00</b>	<b>0.00</b>	<b>0.00</b>
11-190-100-106	OTH SAL INSTR	3,825.00	0.00	3,825.00	0.00	3,825.00	0.00	0.00
11-190-100-220	Allocated Benefits-SS	3,000.00	0.00	3,000.00	334.27	2,665.73	0.00	0.00
11-190-100-241	Other Ret Benefits	11,500.00	0.00	11,500.00	0.00	0.00	11,500.00	0.00
11-190-100-248	Deferred Pension	0.00	0.00	0.00	0.00	0.00	0.00	0.00
11-190-100-260	Allocated Benefits-WC	18,500.00	0.00	18,500.00	18,500.00	0.00	0.00	0.00
11-190-100-270	Allocated Benefits-Health/Dentl	439,470.00	150,000.00	589,470.00	51,829.00	511,241.00	26,400.00	0.00
11-190-100-280	Allocated Benefits-Tuition	10,000.00	0.00	10,000.00	0.00	0.00	10,000.00	0.00
11-190-100-290	Allocated Benefits-Other Disab	6,000.00	0.00	6,000.00	1,782.48	4,217.52	0.00	0.00
11-190-100-299	Unused Sick-Day Payout	4,500.00	0.00	4,500.00	0.00	0.00	4,500.00	0.00
11-190-100-320	PCH PROF/ED SVC	27,000.00	0.00	27,000.00	6,572.60	0.00	20,427.40	0.00
11-190-100-340	PCH TECH SVC	35,500.00	0.00	35,500.00	9,026.92	23,870.94	2,602.14	0.00
11-190-100-500	Other Purchased Services (400-500 Series)	54,000.00	5,000.00	59,000.00	0.00	31,719.60	27,280.40	0.00
11-190-100-610	GEN SUPPL	145,000.00	100.00	145,100.00	4,922.03	16,679.29	123,498.68	0.00
11-190-100-640	TEXTBOOKS	19,100.00	0.00	19,100.00	0.00	1,800.15	17,299.85	0.00
11-190-100-731	Instructional Furniture	0.00	5,385.50	5,385.50	0.00	5,385.50	0.00	0.00
11-190-100-732	Non-Instructional Equipment	0.00	0.00	0.00	0.00	0.00	0.00	0.00
11-190-100-890	Membership Fee	10,000.00	0.00	10,000.00	0.00	0.00	10,000.00	0.00
<b>Regular programs-Undistrib Instruction</b>		<b>787,395.00</b>	<b>160,485.50</b>	<b>947,880.50</b>	<b>92,967.30</b>	<b>601,404.73</b>	<b>253,508.47</b>	<b>0.00</b>
11-200-100-220	Spec Program Alloc Bene SS	0.00	0.00	0.00	0.00	0.00	0.00	0.00
11-200-100-241	Spec Prog Instr Alloc -orb	0.00	0.00	0.00	0.00	0.00	0.00	0.00
11-200-100-260	Spec program - WC	0.00	0.00	0.00	0.00	0.00	0.00	0.00
11-200-100-270	Spec Prog - H/d	0.00	0.00	0.00	0.00	0.00	0.00	0.00
11-200-100-290	Other Disabilities	0.00	0.00	0.00	0.00	0.00	0.00	0.00
<b>Special Program Instr Alloc of Benefits</b>		<b>0.00</b>	<b>0.00</b>	<b>0.00</b>	<b>0.00</b>	<b>0.00</b>	<b>0.00</b>	<b>0.00</b>
11-212-100-101	MH SAL TCH	60,850.00	0.00	60,850.00	0.00	60,850.00	0.00	0.00
11-212-100-270	Health/Dental Benefit	2,800.00	0.00	2,800.00	0.00	2,800.00	0.00	0.00
11-212-100-610	MH GEN SUPPL	2,500.00	0.00	2,500.00	62.27	727.40	1,710.33	0.00
<b>Special Education-Multiple Disabilities</b>		<b>66,150.00</b>	<b>0.00</b>	<b>66,150.00</b>	<b>62.27</b>	<b>64,377.40</b>	<b>1,710.33</b>	<b>0.00</b>
11-213-100-101	RR SAL TCH	125,925.00	0.00	125,925.00	0.00	125,925.00	0.00	0.00
11-213-100-106	RR OTH SAL INS	0.00	0.00	0.00	0.00	0.00	0.00	0.00
11-213-100-270	Staff paid health Benefits	14,475.00	0.00	14,475.00	0.00	14,475.00	0.00	0.00
11-213-100-320	RR PCH PR/ED SV	0.00	0.00	0.00	0.00	0.00	0.00	0.00
11-213-100-610	RR GEN SUPPLIES	5,000.00	0.00	5,000.00	174.38	204.90	4,620.72	0.00
11-213-100-640	RR TEXTBOOKS	0.00	0.00	0.00	0.00	0.00	0.00	0.00
11-213-100-800	RR OTHER OBJ	0.00	0.00	0.00	0.00	0.00	0.00	0.00
<b>Special education-Resource room</b>		<b>145,400.00</b>	<b>0.00</b>	<b>145,400.00</b>	<b>174.38</b>	<b>140,604.90</b>	<b>4,620.72</b>	<b>0.00</b>
11-216-100-100	PK Handicap Teacher Salary	50,000.00	0.00	50,000.00	384.64	49,615.36	0.00	0.00
11-216-100-101	PHFT SAL TCH	0.00	0.00	0.00	0.00	0.00	0.00	0.00
11-216-100-106	PHFT OTH SAL IN	0.00	0.00	0.00	0.00	0.00	0.00	0.00
11-216-100-270	Health/Dental Benefits	16,000.00	0.00	16,000.00	0.00	16,000.00	0.00	0.00
11-216-100-320	PHFT PCH P/E SV	48,500.00	0.00	48,500.00	0.00	0.00	48,500.00	0.00
11-216-100-610	PHFT GEN SUPPL	500.00	0.00	500.00	0.00	0.00	500.00	0.00
<b>Pre School Handicapped</b>		<b>115,000.00</b>	<b>0.00</b>	<b>115,000.00</b>	<b>384.64</b>	<b>65,615.36</b>	<b>49,000.00</b>	<b>0.00</b>
11-221-100-101	ESY SAL TCH	0.00	0.00	0.00	0.00	0.00	0.00	0.00
11-221-100-106	ESY OTH INS SAL	0.00	0.00	0.00	0.00	0.00	0.00	0.00
11-221-100-320	ESY PCH PR/EDSV	0.00	0.00	0.00	0.00	0.00	0.00	0.00
11-221-100-610	ESY GEN SUPPL	0.00	0.00	0.00	0.00	0.00	0.00	0.00
<b>ESY - Extended School Year</b>		<b>0.00</b>	<b>0.00</b>	<b>0.00</b>	<b>0.00</b>	<b>0.00</b>	<b>0.00</b>	<b>0.00</b>
11-230-100-101	BSRI SAL TCH	90,120.00	0.00	90,120.00	0.00	90,120.00	0.00	0.00
11-230-100-270	Staff Paid Health Benefits	20,300.00	0.00	20,300.00	0.00	20,300.00	0.00	0.00
11-230-100-610	BSRI GEN SUPP	750.00	0.00	750.00	0.00	0.00	750.00	0.00
<b>Basic skills/remedial-instruction</b>		<b>111,170.00</b>	<b>0.00</b>	<b>111,170.00</b>	<b>0.00</b>	<b>110,420.00</b>	<b>750.00</b>	<b>0.00</b>

Fund 11 (Current Expense Fund)

Expend. Account #	Account Title	Original Bgt	New App/Tnsf	Revised Bgt	Expenditures	Encumbrances	Avail Balance	Refunds
11-401-100-100	Salaries	11,300.00	0.00	11,300.00	0.00	11,300.00	0.00	0.00
11-401-100-500	Purchased Services (300-500 Series)	0.00	0.00	0.00	0.00	0.00	0.00	0.00
Curricular activities-instruction		11,300.00	0.00	11,300.00	0.00	11,300.00	0.00	0.00
11-402-100-100	Salaries	15,000.00	0.00	15,000.00	0.00	15,000.00	0.00	0.00
11-402-100-500	Purchased Services (300-500 Series)	10,000.00	0.00	10,000.00	0.00	0.00	10,000.00	0.00
11-402-100-600	ATHL SUP & MAT	10,000.00	0.00	10,000.00	455.82	497.02	9,047.16	0.00
School Sponsored Athletics Instruction		35,000.00	0.00	35,000.00	455.82	15,497.02	19,047.16	0.00
11-423-100-100	Summer School Stipend Salaries/Other Sti	20,000.00	0.00	20,000.00	2,195.00	17,805.00	0.00	0.00
11-423-100-610	Summer School Supplies	2,500.00	0.00	2,500.00	0.00	0.00	2,500.00	0.00
Other instructional programs		22,500.00	0.00	22,500.00	2,195.00	17,805.00	2,500.00	0.00
11-000-100-562	TU OTH LEA/OS R	252,500.00	0.00	252,500.00	1,960.17	74,839.83	175,700.00	0.00
11-000-100-566	TU PVT HCP NJ	0.00	0.00	0.00	0.00	0.00	0.00	0.00
Undistributed expense-instruction		252,500.00	0.00	252,500.00	1,960.17	74,839.83	175,700.00	0.00
11-000-211-100	Salaries	26,651.50	0.00	26,651.50	2,273.50	24,378.00	0.00	0.00
11-000-211-220	Social Security Contributions Attendance	2,100.00	0.00	2,100.00	0.00	2,100.00	0.00	0.00
11-000-211-241	PERS LIABILITY	5,000.00	0.00	5,000.00	0.00	0.00	5,000.00	0.00
11-000-211-260	WORKMEN'S COMP	750.00	0.00	750.00	750.00	0.00	0.00	0.00
11-000-211-270	HEALTH/DENTAL BENEFITS	11,250.00	0.00	11,250.00	0.00	11,250.00	0.00	0.00
11-000-211-290	OTHER EE BENEFITS	100.00	0.00	100.00	0.00	100.00	0.00	0.00
Attendance		45,851.50	0.00	45,851.50	3,023.50	37,828.00	5,000.00	0.00
11-000-213-100	Salaries	64,750.00	0.00	64,750.00	0.00	64,750.00	0.00	0.00
11-000-213-220	SOCIAL SECURITY	250.00	0.00	250.00	0.00	250.00	0.00	0.00
11-000-213-260	OSS-Health-AB-WC	750.00	0.00	750.00	750.00	0.00	0.00	0.00
11-000-213-270	OSS-Health -AB-HD	28,425.00	0.00	28,425.00	0.00	20,425.00	8,000.00	0.00
11-000-213-290	OSS-Health Other Disab	100.00	0.00	100.00	0.00	100.00	0.00	0.00
11-000-213-299	Unused Sick Day Payout	5,500.00	0.00	5,500.00	0.00	0.00	5,500.00	0.00
11-000-213-300	Purchased Prof. & Tech. Svcs	2,100.00	0.00	2,100.00	1,500.00	0.00	600.00	0.00
11-000-213-500	Other Purchased Services (400-500 Series)	0.00	0.00	0.00	0.00	0.00	0.00	0.00
11-000-213-600	HLTH SUP/MAT	3,000.00	0.00	3,000.00	0.00	0.00	3,000.00	0.00
11-000-213-800	HLTH OTH OBJ	250.00	0.00	250.00	0.00	0.00	250.00	0.00
Health services		105,125.00	0.00	105,125.00	2,250.00	85,525.00	17,350.00	0.00
11-000-216-100	Salaries	0.00	0.00	0.00	0.00	0.00	0.00	0.00
11-000-216-220	SOCIAL SECURITY	0.00	0.00	0.00	0.00	0.00	0.00	0.00
11-000-216-260	Stud Relat-AB-WC	0.00	0.00	0.00	0.00	0.00	0.00	0.00
11-000-216-270	OSS-Stud Relat Serv-H/D	0.00	0.00	0.00	0.00	0.00	0.00	0.00
11-000-216-280	TUITION REIMBURSEMENT	0.00	0.00	0.00	0.00	0.00	0.00	0.00
11-000-216-290	OSS_Stud Relat Serv-Other Disa	0.00	0.00	0.00	0.00	0.00	0.00	0.00
11-000-216-320	REL SERV/PUR P/	152,500.00	0.00	152,500.00	0.00	24,725.00	127,775.00	0.00
11-000-216-600	OSS-SP-SUPPLIES	500.00	0.00	500.00	0.00	0.00	500.00	0.00
Other support svc-Related svcs		153,000.00	0.00	153,000.00	0.00	24,725.00	128,275.00	0.00
11-000-217-320	OSS-EXTR SERV	47,200.00	0.00	47,200.00	3.00	0.00	47,197.00	0.00
ExtraOrdinary Services		47,200.00	0.00	47,200.00	3.00	0.00	47,197.00	0.00
11-000-218-104	RSUP PROF SAL	76,400.00	0.00	76,400.00	0.00	76,400.00	0.00	0.00
11-000-218-260	OSS-Stud Reg-AB-WC	600.00	0.00	600.00	600.00	0.00	0.00	0.00
11-000-218-270	Oss Stud Reg-other Disab	25,925.00	0.00	25,925.00	0.00	20,925.00	5,000.00	0.00
11-000-218-290	OSS-Stud reg-Other Disabil	100.00	0.00	100.00	0.00	100.00	0.00	0.00
11-000-218-320	RSUP PCH P/E SV	0.00	0.00	0.00	0.00	0.00	0.00	0.00
11-000-218-600	RSUP SUP/MAT	1,500.00	0.00	1,500.00	0.00	136.63	1,363.37	0.00
Other support svc-students-reg		104,525.00	0.00	104,525.00	600.00	97,561.63	6,363.37	0.00
11-000-219-104	OSUP SAL PROF	61,200.00	0.00	61,200.00	0.00	61,200.00	0.00	0.00
11-000-219-105	OSUP SAL SC/CL	40,800.00	0.00	40,800.00	3,416.66	37,383.34	0.00	0.00
11-000-219-220	OSS Stud Spec AB-SS	3,500.00	0.00	3,500.00	127.19	3,372.81	0.00	0.00
11-000-219-241	OSS Stud Spec-ORB	6,000.00	0.00	6,000.00	0.00	0.00	6,000.00	0.00
11-000-219-260	Oss Stu Spec-WC	1,500.00	0.00	1,500.00	1,500.00	0.00	0.00	0.00
11-000-219-270	Oss Stud Spec-H/D	5,245.00	0.00	5,245.00	0.00	5,245.00	0.00	0.00
11-000-219-290	OSS Stud Spec	600.00	0.00	600.00	0.00	600.00	0.00	0.00
11-000-219-320	OSUP PCH P/E SV	130,001.00	0.00	130,001.00	0.00	111,120.00	18,881.00	0.00
11-000-219-390	OSUP OTH PCH SV	0.00	0.00	0.00	0.00	0.00	0.00	0.00
11-000-219-592	Misc Purch Svc (400-500 Series O/than Res	2,500.00	0.00	2,500.00	0.00	0.00	2,500.00	0.00
11-000-219-600	OSUP SUP/MAT	4,500.00	0.00	4,500.00	197.69	0.00	4,302.31	0.00
11-000-219-890	CST MISC EXP.	0.00	0.00	0.00	0.00	0.00	0.00	0.00
Other support svc-students-spec		255,846.00	0.00	255,846.00	5,241.54	218,921.15	31,683.31	0.00



Fund 11 (Current Expense Fund)

Expend. Account #	Account Title	Original Bgt	New App/Trnsf	Revised Bgt	Expenditures	Encumbrances	Avail Balance	Refunds
11-000-221-102	OSUP SAL SUPRV	2,500.00	0.00	2,500.00	0.00	2,500.00	0.00	0.00
11-000-221-104	OSUP SAL O/PROF	85,960.00	0.00	85,960.00	7,198.18	78,761.82	0.00	0.00
11-000-221-220	OSS Impr Instr - SS	250.00	0.00	250.00	0.00	250.00	0.00	0.00
11-000-221-260	OssImp Instr- AB-WC	1,000.00	0.00	1,000.00	1,000.00	0.00	0.00	0.00
11-000-221-270	Oss Impr Instr-H/d	15,750.00	0.00	15,750.00	0.00	15,750.00	0.00	0.00
11-000-221-290	OSS Imp Instr-other Disabil	500.00	0.00	500.00	0.00	500.00	0.00	0.00
11-000-221-320	OSUP PCH P/E SV	0.00	0.00	0.00	0.00	0.00	0.00	0.00
11-000-221-500	Other Purchased Services (400-500 Series)	0.00	0.00	0.00	0.00	0.00	0.00	0.00
11-000-221-600	OSUP SUP/MAT	2,000.00	0.00	2,000.00	895.00	0.00	1,105.00	0.00
Impr of inst-other sup-instruc		107,960.00	0.00	107,960.00	9,093.18	97,761.82	1,105.00	0.00
11-000-222-100	Salaries	12,318.00	0.00	12,318.00	0.00	12,318.00	0.00	0.00
11-000-222-177	Tech Coord Salaries	55,386.00	0.00	55,386.00	4,617.62	50,768.38	0.00	0.00
11-000-222-220	SOCIAL SECURITY	5,500.00	0.00	5,500.00	0.00	5,500.00	0.00	0.00
11-000-222-241	PERS LIABILITY	7,500.00	0.00	7,500.00	0.00	0.00	7,500.00	0.00
11-000-222-270	OSS Library - H/D	25,400.00	0.00	25,400.00	0.00	25,400.00	0.00	0.00
11-000-222-290	OSS- Library-Other Disabil	300.00	0.00	300.00	0.00	300.00	0.00	0.00
11-000-222-320	Library Purch Prof. Services	4,500.00	0.00	4,500.00	0.00	0.00	4,500.00	0.00
11-000-222-600	LIB SUP/MAT	3,000.00	0.00	3,000.00	0.00	0.00	3,000.00	0.00
Library and educ media		113,904.00	0.00	113,904.00	4,617.62	94,286.38	15,000.00	0.00
11-000-223-500	Other Purchased Services (400-500 Series)	2,000.00	0.00	2,000.00	0.00	0.00	2,000.00	0.00
11-000-223-800	OTHER	0.00	0.00	0.00	0.00	0.00	0.00	0.00
Inst. staff training svcs		2,000.00	0.00	2,000.00	0.00	0.00	2,000.00	0.00
11-000-230-100	Salaries	177,945.00	0.00	177,945.00	14,101.46	163,843.54	0.00	0.00
11-000-230-220	OSS- Library-SS	5,500.00	0.00	5,500.00	200.15	5,299.85	0.00	0.00
11-000-230-241	OSS_GEn Adm -AB-Other Ret	4,000.00	0.00	4,000.00	0.00	0.00	4,000.00	0.00
11-000-230-260	OSS_Gebn Adm-WC	500.00	0.00	500.00	500.00	0.00	0.00	0.00
11-000-230-270	OSS Gen Adm- HD	33,555.00	0.00	33,555.00	0.00	23,555.00	10,000.00	0.00
11-000-230-290	OSS-Gen Am-Other Disabil	1,000.00	0.00	1,000.00	0.00	1,000.00	0.00	0.00
11-000-230-331	ADM LEGAL SV	15,000.00	0.00	15,000.00	0.00	0.00	15,000.00	0.00
11-000-230-332	OSS Gen. Adm Audit	17,500.00	0.00	17,500.00	0.00	0.00	17,500.00	0.00
11-000-230-339	ADM OTH PCH P/S	5,000.00	150.00	5,150.00	103.32	120.00	4,926.68	0.00
11-000-230-530	Communications/Telephone	20,000.00	0.00	20,000.00	1,385.27	2,550.00	16,064.73	0.00
11-000-230-585	BOE Other Purchased Services	1,000.00	0.00	1,000.00	0.00	0.00	1,000.00	0.00
11-000-230-590	Other Purchased Services (400-500 Series)	17,500.00	0.00	17,500.00	372.00	6,330.40	10,797.60	0.00
11-000-230-610	Gen Adm Supplies In House	3,500.00	0.00	3,500.00	203.32	251.60	3,045.08	0.00
11-000-230-630	Gen Adm BOE Train Supplies	500.00	0.00	500.00	0.00	0.00	500.00	0.00
11-000-230-820	ADM JUDGMENTS	0.00	0.00	0.00	0.00	0.00	0.00	0.00
11-000-230-890	ADM MISC EXP	5,000.00	0.00	5,000.00	2,010.00	0.00	2,990.00	0.00
11-000-230-895	GEN ADM BOE MEMB DUES	4,000.00	0.00	4,000.00	3,591.95	0.00	408.05	0.00
Support svc-general admin		311,500.00	150.00	311,650.00	22,467.47	202,950.39	86,232.14	0.00
11-000-240-103	USS SAL PRINC	51,499.00	0.00	51,499.00	3,612.40	47,886.60	0.00	0.00
11-000-240-104	USS/OTH PRO	0.00	0.00	0.00	0.00	0.00	0.00	0.00
11-000-240-105	USS SAL SC/CL	27,851.50	0.00	27,851.50	2,273.50	25,578.00	0.00	0.00
11-000-240-220	OSS-Sch Adm-AB_SS	2,000.00	0.00	2,000.00	83.29	1,916.71	0.00	0.00
11-000-240-241	OSS- Sch Adm- ORB	2,000.00	0.00	2,000.00	0.00	0.00	2,000.00	0.00
11-000-240-260	OSS- Sch Adm- WC	650.00	0.00	650.00	650.00	0.00	0.00	0.00
11-000-240-270	Oss- Sch Adm- AB-H/D	6,750.00	0.00	6,750.00	0.00	6,750.00	0.00	0.00
11-000-240-290	OSS- Sch Adn- Other disabil	125.00	0.00	125.00	0.00	125.00	0.00	0.00
11-000-240-500	Other Purchased Services (400-500 Series)	250.00	0.00	250.00	0.00	0.00	250.00	0.00
11-000-240-600	USS SUP/MAT	500.00	0.00	500.00	0.00	414.19	85.81	0.00
Support svc-school admin		91,625.50	0.00	91,625.50	6,619.19	82,670.50	2,335.81	0.00
11-000-251-100	Salaries	152,470.00	0.00	152,470.00	(14,365.20)	137,235.20	29,600.00	29,600.00
11-000-251-220	Oss Central Serv -AB-SS	4,200.00	0.00	4,200.00	181.77	4,018.23	0.00	0.00
11-000-251-241	OSS Central Serv-Ab-SS	2,000.00	0.00	2,000.00	0.00	0.00	2,000.00	0.00
11-000-251-260	OSS Central Serv-WC	1,500.00	0.00	1,500.00	1,500.00	0.00	0.00	0.00
11-000-251-270	OSS Central Serv- H/d	32,055.00	0.00	32,055.00	0.00	25,055.00	7,000.00	0.00
11-000-251-290	OSS Central Serv-other Disabil	850.00	0.00	850.00	0.00	850.00	0.00	0.00
11-000-251-330	Central Svc Bus Purch Prof Svc	15,000.00	0.00	15,000.00	8,790.00	850.00	5,360.00	0.00
11-000-251-592	Other Purchased Services (400-500 Series)	500.00	0.00	500.00	0.00	0.00	500.00	0.00
11-000-251-600	Central Svs Bus Supplies	3,250.00	0.00	3,250.00	0.00	41.85	3,208.15	0.00
11-000-251-890	Central Svs Bus Mis	2,650.00	0.00	2,650.00	990.00	924.74	735.26	0.00
Centrl Svcs/Bus. Svcs		214,475.00	0.00	214,475.00	(2,903.43)	168,975.02	48,403.41	29,600.00
11-000-252-100	Salaries	0.00	0.00	0.00	0.00	0.00	0.00	0.00
11-000-252-330	SS Adm Inf. Technology	0.00	0.00	0.00	0.00	0.00	0.00	0.00
11-000-252-340	SS Adm Inf Tech Purch Tech Svc	0.00	0.00	0.00	0.00	0.00	0.00	0.00
Centrl Svcs Adm Info Tech		0.00	0.00	0.00	0.00	0.00	0.00	0.00

Fund 11 (Current Expense Fund)

Expend. Account #	Account Title	Original Bgt	New App/Tmsf	Revised Bgt	Expenditures	Encumbrances	Avail Balance	Refunds
11-000-261-420	Required Maintenance	140,400.00	63,017.31	203,417.31	1,198.64	69,192.31	133,026.36	0.00
11-000-261-421	Lead Testing in Water	0.00	0.00	0.00	0.00	0.00	0.00	0.00
11-000-261-440	Playground lease payment	0.00	0.00	0.00	0.00	0.00	0.00	0.00
11-000-261-610	Req. Maint: Supplies	12,000.00	0.00	12,000.00	0.00	0.00	12,000.00	0.00
11-000-262-100	Salaries	18,318.00	0.00	18,318.00	968.00	17,350.00	0.00	0.00
11-000-262-220	SOCIAL SECURITY	1,500.00	0.00	1,500.00	174.78	1,325.22	0.00	0.00
11-000-262-241	PERS	500.00	0.00	500.00	0.00	0.00	500.00	0.00
11-000-262-300	PLNT PCH P/T SV	0.00	0.00	0.00	0.00	0.00	0.00	0.00
11-000-262-420	PLNT REP/MAINT	212,750.00	2,400.00	215,150.00	16,557.36	179,845.21	18,747.43	0.00
11-000-262-441	RENTAL	0.00	0.00	0.00	0.00	0.00	0.00	0.00
11-000-262-520	PLNT INSURANCE	63,000.00	0.00	63,000.00	14,396.00	40,144.00	8,460.00	0.00
11-000-262-610	PLNT GEN SUP	8,900.00	0.00	8,900.00	337.25	0.00	8,562.75	0.00
11-000-262-620	PLNT ENERGY	0.00	0.00	0.00	0.00	0.00	0.00	0.00
11-000-262-621	Energy Natural Gas	500.00	0.00	500.00	0.00	0.00	500.00	0.00
11-000-262-622	Energy Electricity	100,000.00	0.00	100,000.00	1,230.81	53,769.19	45,000.00	0.00
11-000-262-624	Energy Oil	50,000.00	0.00	50,000.00	0.00	50.00	49,950.00	0.00
Operation/maint of plant svc		607,868.00	65,417.31	673,285.31	34,862.84	361,675.93	276,746.54	0.00
11-000-263-420	Care and Upkeep of Grounds	23,000.00	350.00	23,350.00	187.05	850.00	22,312.95	0.00
Care & Upkeep of Grounds		23,000.00	350.00	23,350.00	187.05	850.00	22,312.95	0.00
11-000-266-339	Other Professional Services	850.00	0.00	850.00	0.00	0.00	850.00	0.00
11-000-266-610	General Supplies	250.00	0.00	250.00	0.00	0.00	250.00	0.00
Security		1,100.00	0.00	1,100.00	0.00	0.00	1,100.00	0.00
11-000-270-106	School Bus Asst. Salary	0.00	0.00	0.00	0.00	0.00	0.00	0.00
11-000-270-107	TRNS SAL HOM/SC	0.00	0.00	0.00	0.00	0.00	0.00	0.00
11-000-270-161	School Bus Driver Spec Ed	20,000.00	0.00	20,000.00	505.25	19,494.75	0.00	0.00
11-000-270-350	Management Fee - ESC	2,500.00	0.00	2,500.00	0.00	0.00	2,500.00	0.00
11-000-270-420	TRNS REP/MAINT	3,500.00	0.00	3,500.00	0.00	0.00	3,500.00	0.00
11-000-270-443	Bus Lease Payment	25,000.00	0.00	25,000.00	0.00	25,000.00	0.00	0.00
11-000-270-503	AILO Non Public Students	15,000.00	0.00	15,000.00	0.00	0.00	15,000.00	0.00
11-000-270-505	Aid In Lieu - Choice	0.00	0.00	0.00	0.00	0.00	0.00	0.00
11-000-270-512	TRNS CONT OTH	7,500.00	0.00	7,500.00	0.00	0.00	7,500.00	0.00
11-000-270-513	TRNS/JOINTURES	199,500.00	0.00	199,500.00	0.00	0.00	199,500.00	0.00
11-000-270-515	Jointure-Sp Ed	0.00	0.00	0.00	0.00	0.00	0.00	0.00
11-000-270-517	TRN/ESC/REG	10,000.00	0.00	10,000.00	0.00	0.00	10,000.00	0.00
11-000-270-518	TR-ESC-SPED	65,000.00	175.00	65,175.00	0.00	6,189.12	58,985.88	0.00
11-000-270-615	TRANSP SUPPLIES	5,000.00	0.00	5,000.00	0.00	1,255.74	3,744.26	0.00
Student transportation svcs		353,000.00	175.00	353,175.00	505.25	51,939.61	300,730.14	0.00
11-000-291-210	UB/EB/GROUP INS	0.00	0.00	0.00	0.00	0.00	0.00	0.00
11-000-291-220	UB/EB/SS CON	9,350.00	0.00	9,350.00	0.00	9,350.00	0.00	0.00
11-000-291-241	UB/EB/OTH RET	0.00	0.00	0.00	0.00	0.00	0.00	0.00
11-000-291-249	DCRP LIABILITY	1,500.00	0.00	1,500.00	0.00	0.00	1,500.00	0.00
11-000-291-250	UNEMPLOYMENT COMP	0.00	0.00	0.00	0.00	0.00	0.00	0.00
11-000-291-260	UB/EB/WORK COMP	0.00	0.00	0.00	0.00	0.00	0.00	0.00
11-000-291-270	UB/EB/HEALTH	0.00	0.00	0.00	0.00	0.00	0.00	0.00
11-000-291-280	UB/EB/ TUITION	0.00	0.00	0.00	0.00	0.00	0.00	0.00
11-000-291-290	Other Employee Benefits	4,750.00	0.00	4,750.00	141.20	1,725.00	2,883.80	0.00
Employee Benefits		15,600.00	0.00	15,600.00	141.20	11,075.00	4,383.80	0.00
606	Increase in Maint Rsv	525.00	0.00	525.00	0.00	0.00	525.00	0.00
Grand Totals for fund 11:		6,027,992.16	226,577.81	6,254,569.97	184,936.55	4,466,269.74	1,603,363.68	29,600.00

Fund 12 (Capital Outlay Fund)

Expend. Account #	Account Title	Original Bgt	New App/Tmsf	Revised Bgt	Expenditures	Encumbrances	Avail Balance	Refunds
604	Increase in Cap Rsv	0.00	0.00	0.00	195.19	0.00	(195.19)	\$0.00
12-000-263-730	Care and Upkeep of Grounds	0.00	0.00	0.00	0.00	0.00	0.00	0.00
Ungrouped Accounts		0.00	0.00	0.00	0.00	0.00	0.00	0.00
12-120-100-730	EQ REG 1-5	15,000.00	0.00	15,000.00	0.00	0.00	15,000.00	0.00
Special Education-Multiple Disabilities		15,000.00	0.00	15,000.00	0.00	0.00	15,000.00	0.00
12-000-100-730	UE INSTRUCTION	0.00	8,350.50	8,350.50	0.00	8,350.50	0.00	0.00
12-000-210-730	UE SUP REG STUJ	0.00	0.00	0.00	0.00	0.00	0.00	0.00
12-000-219-600	CST Equipment	0.00	0.00	0.00	0.00	0.00	0.00	0.00
12-000-230-730	UE GEN ADMIN	0.00	0.00	0.00	0.00	0.00	0.00	0.00
12-000-260-730	UE PLANT	0.00	14,949.07	14,949.07	0.00	14,949.07	0.00	0.00
Equip		0.00	23,299.57	23,299.57	0.00	23,299.57	0.00	0.00

Fund 12 (Capital Outlay Fund)


Expend. Account #	Account Title	Original Bgt	New App/Trnsf	Revised Bgt	Expenditures	Encumbrances	Avail Balance	Refunds
12-000-400-390	Other Purch Prof/Tech Services	0.00	0.00	0.00	0.00	0.00	0.00	0.00
12-000-400-450	CONST SVCS	100,000.00	0.00	100,000.00	0.00	0.00	100,000.00	0.00
12-000-400-721	Lease Purch/Princip.	0.00	0.00	0.00	0.00	0.00	0.00	0.00
12-000-400-780	INFRASTRUCTURE	0.00	0.00	0.00	0.00	0.00	0.00	0.00
12-000-400-800	Other Objects SDA Assessment	0.00	0.00	0.00	0.00	0.00	0.00	0.00
12-000-400-896	Assessment on Debt Service for SDA fundi	36,136.00	0.00	36,136.00	0.00	0.00	36,136.00	0.00
12-000-400-932	Transfer to Capital Projects	0.00	0.00	0.00	0.00	0.00	0.00	0.00
Facil acquis/const		136,136.00	0.00	136,136.00	0.00	0.00	136,136.00	0.00
Grand Totals for fund 12:		151,136.00	23,299.57	174,435.57	195.19	23,299.57	150,940.81	0.00

Fund 18 (Education Jobs Fund)

Expend. Account #	Account Title	Original Bgt	New App/Trnsf	Revised Bgt	Expenditures	Encumbrances	Avail Balance	Refunds
18-120-100-101	Ed Jobs Teacher Salary 1-5	0.00	0.00	0.00	0.00	0.00	0.00	0.00
Grade 1-5 Instruction		0.00	0.00	0.00	0.00	0.00	0.00	0.00
18-190-100-101	ED JOBS FUND-INSTRUCTION	0.00	0.00	0.00	0.00	0.00	0.00	0.00
Regular programs-Undistrib Instruction		0.00	0.00	0.00	0.00	0.00	0.00	0.00
Grand Totals for fund 18:		0.00	0.00	0.00	0.00	0.00	0.00	0.00

Grand Totals for all Subfunds of Fund 10: 6,179,128.16 249,877.38 6,429,005.54 185,131.74 4,489,569.31 1,754,304.49 29,600.00

Pursuant to N.J.A.C. 6A:23A-16.10(c)3, I certify that as of the date of this report no budgetary line item account has encumbrances and expenditures which in total exceed the line item appropriation in violation of 6A:23A-16.10(a).

  
 Patricia A. Martucci, Board Secretary

8-7-17  
 Date



Interim Balance Sheet

ASSETS AND RESOURCES

ASSETS

101 Cash in checking account	\$ 31,866.81	
102-106 Other cash equivalents	\$ 0.00	
Total cash		\$ 31,866.81
111 Investments		\$ 0.00
114 Investment interest receivable		\$ 0.00
121 Tax levy receivable		\$ 0.00
Accounts receivable		
132 Interfund	\$ 0.00	
141 Intergovernmental - state	\$ 0.00	
142 Intergovernmental - federal	\$ (277.00)	
143 Intergovernmental - other	\$ 0.00	
153 Other Accounts Receivable	\$ 0.00	
		\$ (277.00)
Loans receivable		
131 Interfund	\$ 0.00	
151 Other Loans Receivable	\$ 0.00	
		\$ 0.00
199 Other current assets		\$ 0.00

RESOURCES

301 Estimated revenues (from adjusted budget)	\$ 157,497.00	
302 Less: revenues collected or accrued	\$ (4,930.00)	
		\$ 152,567.00
<b>TOTAL ASSETS AND RESOURCES</b>		<b>\$ 184,156.81</b>

LIABILITIES AND FUND EQUITY

LIABILITIES

401 Interfund loans payable		\$ 0.00
402 Interfund accounts payable		\$ 0.00
411 Intergovernmental accounts payable - state		\$ 9,975.83
412 Intergovernmental accounts payable - federal		\$ 0.00
413 Intergovernmental accounts payable - other		\$ 0.00
421 Accounts payable		\$ 0.00
422 Judgments payable		\$ 0.00
430 Compensated absences payable		\$ 0.00
431 Contracts payable		\$ 0.00
451 Loans payable		\$ 0.00
481 Deferred revenues		\$ (3,142.62)
499 Other current liabilities		\$ 0.00
Total liabilities		<u>\$ 6,833.21</u>



FUND EQUITY

Appropriated:

753 Reserve for encumbrances - current year			\$	53,228.00	
754 Reserve for encumbrances - prior year			\$	7,009.89	
760 Other reserves			\$	0.00	
771 Designated Fund Balance			\$	0.00	
601 Appropriations		\$	164,506.89		
602 Less: expenditures	\$	0.00			
603 Less: encumbrances	\$	60,237.89	\$	(60,237.89)	\$
Appropriations less expenditures					\$
					164,506.89
Unappropriated:					
770 Fund Balance, July 1, 2017			\$	12,816.71	
303 Less: budgeted fund balance			\$	0.00	
Unappropriated fund balance					\$
					12,816.71
Total fund equity					\$
					177,323.60
TOTAL LIABILITIES AND FUND EQUITY					
					\$
					184,156.81

**Revenues/Sources of Funds**

Acct Group	Group Title	Budgeted Est.	Transfers	Adj. Budget	Act to Date	Unrealized Under/(Over)
Info Only	Revenue Req'd to Balance	0.00	7,009.89	7,009.89	55,307.89	(48,298.00)
52xx	From Transfers	0.00	0.00	0.00	0.00	0.00
1xxx	From Local Sources	0.00	0.00	0.00	0.00	0.00
2xxx	From Intermediate Sources	0.00	0.00	0.00	0.00	0.00
3xxx	From State Sources	30,900.00	5,828.00	36,728.00	4,930.00	31,798.00
4xxx	From Federal Sources	113,500.00	7,269.00	120,769.00	0.00	120,769.00
5xxx	From Other Sources	0.00	0.00	0.00	0.00	0.00
<b>Grand Totals</b>		<b>144,400.00</b>	<b>20,106.89</b>	<b>164,506.89</b>	<b>60,237.89</b>	<b>104,269.00</b>

**Fund 20 (Special Revenue Fund)**

Account Group	Group Title	Original Bgt	New App/Trnsf	Revised Bgt	Expenditures	Encumbrances	Avail Balance	Refunds
Title I - NCLB		5,000.00	0.00	5,000.00	0.00	0.00	5,000.00	0.00
Title II - NCLB (Other Prog.)		2,000.00	0.00	2,000.00	0.00	0.00	2,000.00	0.00
Title IIA - NCLB		7,500.00	0.00	7,500.00	0.00	0.00	7,500.00	0.00
Title III - NCLB		0.00	0.00	0.00	0.00	0.00	0.00	0.00
Title V - NCLB		0.00	0.00	0.00	0.00	0.00	0.00	0.00
IDEA Part B		70,000.00	6,844.00	76,844.00	0.00	3,800.00	73,044.00	0.00
IDEA (Prog. 251)		4,000.00	425.00	4,425.00	0.00	0.00	4,425.00	0.00
IDEA Continuation Proj		0.00	0.00	0.00	0.00	0.00	0.00	0.00
IDEA PS C/O		0.00	0.00	0.00	0.00	0.00	0.00	0.00
Other Federal Proj		0.00	0.00	0.00	0.00	0.00	0.00	0.00
REAP Grant		25,000.00	0.00	25,000.00	0.00	25,000.00	0.00	0.00
CADRE II Grant		0.00	0.00	0.00	0.00	0.00	0.00	0.00
Non-Public Textbook/Technology		6,950.00	1,585.60	8,535.60	0.00	8,535.60	0.00	0.00
Non-Public Chptr 192/193		12,300.00	4,894.92	17,194.92	0.00	4,894.92	12,300.00	0.00
Non-Public Nursing Svcs		7,500.00	1,618.00	9,118.00	0.00	9,118.00	0.00	0.00
Non-Public Security Aid		4,150.00	4,739.37	8,889.37	0.00	8,889.37	0.00	0.00
<b>Grand Totals for fund 20:</b>		<b>144,400.00</b>	<b>20,106.89</b>	<b>164,506.89</b>	<b>0.00</b>	<b>60,237.89</b>	<b>104,269.00</b>	<b>0.00</b>



Revenues Summary

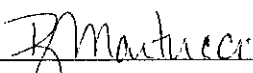
Acct Group	Group Title	Budgeted Est.	Transfers	Adj. Budget	Act to Date	Unrealized Under/(Over)
Info Only	Revenue Req'd to Balance	0.00	7,009.89	7,009.89	55,307.89	(48,298.00)
20-1980-000-000	P/Y Refund	0.00	0.00	0.00	0.00	0.00
20-2100-000-000	Unrestricted Grants-In-Aid	0.00	0.00	0.00	0.00	0.00
20-3200-507-000	NP Chapter 192/193	0.00	0.00	0.00	0.00	0.00
20-3230-502-000	NP Nursing Aid	7,500.00	1,618.00	9,118.00	0.00	9,118.00
20-3231-501-000	NP Textbook Aid	4,750.00	180.00	4,930.00	4,930.00	0.00
20-3233-503-000	NP 192/193 E.S.L.	1,000.00	0.00	1,000.00	0.00	1,000.00
20-3236-506-000	NP 192/193 Sup Instr	800.00	0.00	800.00	0.00	800.00
20-3237-507-000	NP 192/193 Exam & Class	7,000.00	0.00	7,000.00	0.00	7,000.00
20-3238-508-000	NP 192/193 Speech	3,500.00	0.00	3,500.00	0.00	3,500.00
20-3240-510-000	NP Technology Aid	2,200.00	1,130.00	3,330.00	0.00	3,330.00
20-3241-511-000	NP Security Aid	4,150.00	2,900.00	7,050.00	0.00	7,050.00
20-3290-431-000	NJCEP	0.00	0.00	0.00	0.00	0.00
20-4300-450-000	REAP	25,000.00	0.00	25,000.00	0.00	25,000.00
20-4401-000-000	Mentor Training	0.00	0.00	0.00	0.00	0.00
20-4411-231-000	TITLE I NCLB	5,000.00	0.00	5,000.00	0.00	5,000.00
20-4415-261-000	Title V - NCLB	0.00	0.00	0.00	0.00	0.00
20-4420-250-000	IDEA Basic	70,000.00	6,844.00	76,844.00	0.00	76,844.00
20-4420-250-001	IDEA Basic C/O	0.00	0.00	0.00	0.00	0.00
20-4423-251-000	IDEA Preschool	4,000.00	425.00	4,425.00	0.00	4,425.00
20-4451-270-000	TITLE II D - NCLB	0.00	0.00	0.00	0.00	0.00
20-4451-271-000	Title II A - NCLB	9,500.00	0.00	9,500.00	0.00	9,500.00
20-4451-271-001	Title IIA Carry Over	0.00	0.00	0.00	0.00	0.00
20-4470-280-000	TITLE IV - NCLB	0.00	0.00	0.00	0.00	0.00
20-4470-281-000	Title IV - NCLB	0.00	0.00	0.00	0.00	0.00
20-4480-241-000	Title III - NCLB	0.00	0.00	0.00	0.00	0.00
<b>Grand Totals</b>		<b>144,400.00</b>	<b>20,106.89</b>	<b>164,506.89</b>	<b>60,237.89</b>	<b>104,269.00</b>

**Minimum Expense General Ledger Report**

Fund 20 (Special Revenue Fund)

Expend. Account #	Account Title	Original Bgt	New App/Tmsf	Revised Bgt	Expenditures	Encumbrances	Avail Balance	Refunds
20-231-100-600	Title I C/O NCLB SUPPLIES	0.00	0.00	0.00	0.00	0.00	0.00	0.00
20-231-200-300	TITLE IA - Prof/Tech Svc	5,000.00	0.00	5,000.00	0.00	0.00	5,000.00	0.00
Title I - NCLB		5,000.00	0.00	5,000.00	0.00	0.00	5,000.00	0.00
20-271-100-100	Title II A salaries	0.00	0.00	0.00	0.00	0.00	0.00	0.00
20-271-100-600	Title II - General Supplies	2,000.00	0.00	2,000.00	0.00	0.00	2,000.00	0.00
Title II - NCLB (Other Prog.)		2,000.00	0.00	2,000.00	0.00	0.00	2,000.00	0.00
20-271-200-300	Title II Purch Prof & Tech Svc	7,500.00	0.00	7,500.00	0.00	0.00	7,500.00	0.00
Title II A - NCLB		7,500.00	0.00	7,500.00	0.00	0.00	7,500.00	0.00
20-241-100-600	TITLE III - NCLB SUPPLIES	0.00	0.00	0.00	0.00	0.00	0.00	0.00
Title III - NCLB		0.00	0.00	0.00	0.00	0.00	0.00	0.00
20-261-100-600	General Supplies	0.00	0.00	0.00	0.00	0.00	0.00	0.00
20-261-200-200	Title V NCLB Benefits	0.00	0.00	0.00	0.00	0.00	0.00	0.00
Title V - NCLB		0.00	0.00	0.00	0.00	0.00	0.00	0.00
20-250-100-300	IDEA Part B PURCH PROF SVCS	0.00	0.00	0.00	0.00	0.00	0.00	0.00
20-250-100-500	IDEA Part B OTHER PURCH SVC	70,000.00	(3,914.00)	66,086.00	0.00	3,800.00	62,286.00	0.00
20-250-200-300	IDEA Part B PURCH SVC	0.00	10,758.00	10,758.00	0.00	0.00	10,758.00	0.00
IDEA Part B		70,000.00	6,844.00	76,844.00	0.00	3,800.00	73,044.00	0.00
20-251-100-500	IDEA PS OTHER PURCH SVC	4,000.00	(4,000.00)	0.00	0.00	0.00	0.00	0.00
20-251-100-600	IDEA PS NP SUPPLIES	0.00	0.00	0.00	0.00	0.00	0.00	0.00
20-251-200-320	IDEA PS PURCH PROF/TECH SVC	0.00	4,425.00	4,425.00	0.00	0.00	4,425.00	0.00
IDEA (Prog. 251)		4,000.00	425.00	4,425.00	0.00	0.00	4,425.00	0.00
20-252-100-300	IDEA Carryover Purchased Serv.	0.00	0.00	0.00	0.00	0.00	0.00	0.00
20-252-100-500	IDEA C/O OTHER PURCH SVC	0.00	0.00	0.00	0.00	0.00	0.00	0.00
20-252-200-300	IDEA NP C/O PROF & TECH SVC	0.00	0.00	0.00	0.00	0.00	0.00	0.00
20-252-200-500	IDEA NP C/O OTHER PURCH SVC	0.00	0.00	0.00	0.00	0.00	0.00	0.00
IDEA Continuation Proj		0.00	0.00	0.00	0.00	0.00	0.00	0.00
20-253-100-500	IDEA PS C/O OTHER PURCH SVC	0.00	0.00	0.00	0.00	0.00	0.00	0.00
IDEA PS C/O		0.00	0.00	0.00	0.00	0.00	0.00	0.00
20-000-221-101	Mentor Program	0.00	0.00	0.00	0.00	0.00	0.00	0.00
Other Federal Proj		0.00	0.00	0.00	0.00	0.00	0.00	0.00
20-450-100-600	REAP Grant	0.00	0.00	0.00	0.00	0.00	0.00	0.00
20-450-100-731	REAP Grant	25,000.00	0.00	25,000.00	0.00	25,000.00	0.00	0.00
REAP Grant		25,000.00	0.00	25,000.00	0.00	25,000.00	0.00	0.00
20-290-100-600	General Supplies	0.00	0.00	0.00	0.00	0.00	0.00	0.00
CADRE II Grant		0.00	0.00	0.00	0.00	0.00	0.00	0.00
20-501-100-610	Technology	2,200.00	1,151.72	3,351.72	0.00	3,351.72	0.00	0.00
20-501-100-640	Textbooks	4,750.00	433.88	5,183.88	0.00	5,183.88	0.00	0.00
Non-Public Textbook/Technology		6,950.00	1,585.60	8,535.60	0.00	8,535.60	0.00	0.00
20-503-219-320	NP 192/193 E.S.L.	1,000.00	0.50	1,000.50	0.00	0.50	1,000.00	0.00
20-506-219-320	NP Supplemental	800.00	785.00	1,585.00	0.00	785.00	800.00	0.00
20-507-219-320	NP Evals & Classifications	7,000.00	2,342.42	9,342.42	0.00	2,342.42	7,000.00	0.00
20-508-219-320	NP Speech	3,500.00	1,767.00	5,267.00	0.00	1,767.00	3,500.00	0.00
Non-Public Chptr 192/193		12,300.00	4,894.92	17,194.92	0.00	4,894.92	12,300.00	0.00
20-502-213-320	NP Nursing Exp	7,500.00	1,618.00	9,118.00	0.00	9,118.00	0.00	0.00
Non-Public Nursing Svcs		7,500.00	1,618.00	9,118.00	0.00	9,118.00	0.00	0.00
20-511-100-610	Non-public security aid	4,150.00	4,739.37	8,889.37	0.00	8,889.37	0.00	0.00
Non-Public Security Aid		4,150.00	4,739.37	8,889.37	0.00	8,889.37	0.00	0.00
Grand Totals for fund 20:		144,400.00	20,106.89	164,506.89	0.00	60,237.89	104,269.00	0.00

Pursuant to N.J.A.C. 6A:23A-16.10(c)3, I certify that as of the date of this report no budgetary line item account has encumbrances and expenditures which in total exceed the line item appropriation in violation of 6A:23A-16.10(a).

  
 Patricia A. Martucci, Board Secretary

8-7-17  
 Date

Interim Balance Sheet

ASSETS AND RESOURCES

ASSETS			
101	Cash in checking account	\$	0.14
102-106	Other cash equivalents	\$	0.00
	Total cash		\$ 0.14
111	Investments		\$ 0.00
114	Investment interest receivable		\$ 0.00
121	Tax levy receivable		\$ 645,460.00
	Accounts receivable		
132	Interfund	\$	0.00
141	Intergovernmental - state	\$	0.00
142	Intergovernmental - federal	\$	0.00
143	Intergovernmental - other	\$	0.00
153	Other Accounts Receivable	\$	0.00
			\$ 0.00
	Loans receivable		
131	Interfund	\$	0.00
151	Other Loans Receivable	\$	0.00
			\$ 0.00
199	Other current assets		\$ 0.00
RESOURCES			
301	Estimated revenues (from adjusted budget)	\$	645,460.00
302	Less: revenues collected or accrued	\$	(645,460.00)
			\$ 0.00
			\$ 0.00
	<b>TOTAL ASSETS AND RESOURCES</b>		<b>\$ 645,460.14</b>

LIABILITIES AND FUND EQUITY

LIABILITIES			
401	Interfund loans payable	\$	0.00
402	Interfund accounts payable	\$	0.00
411	Intergovernmental accounts payable - state	\$	0.00
412	Intergovernmental accounts payable - federal	\$	0.00
413	Intergovernmental accounts payable - other	\$	0.00
421	Accounts payable	\$	0.00
422	Judgments payable	\$	0.00
430	Compensated absences payable	\$	0.00
431	Contracts payable	\$	0.00
451	Loans payable	\$	0.00
481	Deferred revenues	\$	0.00
499	Other current liabilities	\$	0.00
	Total liabilities	\$	0.00



FUND EQUITY

Appropriated:

753 Reserve for encumbrances - current year			\$	645,500.00	
754 Reserve for encumbrances - prior year			\$	0.00	
760 Other reserves			\$	0.00	
771 Designated Fund Balance			\$	0.00	
601 Appropriations		\$	645,500.00		
602 Less: expenditures	\$	0.00			
603 Less: encumbrances	\$	645,500.00	\$	(645,500.00)	\$
Appropriations less expenditures					\$
					645,500.00

Unappropriated:

770 Fund Balance, July 1, 2017			\$	0.14	
303 Less: budgeted fund balance			\$	(40.00)	
Unappropriated fund balance					\$
					(39.86)
Total fund equity					\$
					645,460.14
					\$
					645,460.14

TOTAL LIABILITIES AND FUND EQUITY

RECAPITULATION OF FUND BALANCE - CURRENT YEAR ACTIVITY

	Budgeted	Actual	Variance
Appropriations	\$ 645,500.00	\$ 645,500.00	\$ 0.00
Less: Revenues	\$ (645,460.00)	\$ (645,460.00)	\$ 0.00
Subtotal	\$ 40.00	\$ 40.00	\$ 0.00
Less: adjustment to appropriations for Prior Year Encumbrances	\$ 0.00	\$ 0.00	\$ 0.00
Total current year budgeted fund balance	\$ 40.00	\$ 40.00	\$ 0.00
Add: Unappropriated fund balance			\$ (39.86)
Total of budgeted and unappropriated fund balance			\$ (39.86)

Revenues/Sources of Funds

Acct Group	Group Title	Budgeted Est.	Transfers	Adj. Budget	Act to Date	Unrealized Under/(Over)
Recap	From Recap of Fund Balance	40.00	0.00	40.00	40.00	0.00
52xx	From Transfers	0.00	0.00	0.00	0.00	0.00
1xxx	From Local Sources	645,460.00	0.00	645,460.00	645,460.00	0.00
2xxx	From Intermediate Sources	0.00	0.00	0.00	0.00	0.00
3xxx	From State Sources	0.00	0.00	0.00	0.00	0.00
4xxx	From Federal Sources	0.00	0.00	0.00	0.00	0.00
5xxx	From Other Sources	0.00	0.00	0.00	0.00	0.00
<b>Grand Totals</b>		<b>645,500.00</b>	<b>0.00</b>	<b>645,500.00</b>	<b>645,500.00</b>	<b>0.00</b>

**Fund 40 (Debt Service Fund)**

Account Group	Group Title	Original Bgt	New App/Trnsf	Revised Bgt	Expenditures	Encumbrances	Avail Balance	Refunds
Debt service-regular		645,500.00	0.00	645,500.00	0.00	645,500.00	0.00	0.00
<b>Grand Totals for fund 40:</b>		<b>645,500.00</b>	<b>0.00</b>	<b>645,500.00</b>	<b>0.00</b>	<b>645,500.00</b>	<b>0.00</b>	<b>0.00</b>

Revenues Summary

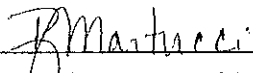
Acct Group	Group Title	Budgeted Est.	Transfers	Adj. Budget	Act to Date	Unrealized Under/(Over)
Recap	From Recap of Fund Balance	40.00	0.00	40.00	40.00	0.00
40-5200-000-000	Transfer from other funds	0.00	0.00	0.00	0.00	0.00
40-1210-000-000	LCL TAX LEVY DS	645,460.00	0.00	645,460.00	645,460.00	0.00
40-1210-001-000	Tax Levy (DS) - Prior Yr	0.00	0.00	0.00	0.00	0.00
<b>Grand Totals</b>		<b>645,500.00</b>	<b>0.00</b>	<b>645,500.00</b>	<b>645,500.00</b>	<b>0.00</b>

Minimum Expense General Ledger Report

**Fund 40 (Debt Service Fund)**

Expend. Account #	Account Title	Original Bgt	New App/Trnsf	Revised Bgt	Expenditures	Encumbrances	Avail Balance	Refunds
40-701-510-834	Debt Service Interest	155,500.00	0.00	155,500.00	0.00	155,500.00	0.00	0.00
40-701-510-910	DS PRINCIPAL	490,000.00	0.00	490,000.00	0.00	490,000.00	0.00	0.00
Debt service-regular		645,500.00	0.00	645,500.00	0.00	645,500.00	0.00	0.00
<b>Grand Totals for fund 40:</b>		<b>645,500.00</b>	<b>0.00</b>	<b>645,500.00</b>	<b>0.00</b>	<b>645,500.00</b>	<b>0.00</b>	<b>0.00</b>

Pursuant to N.J.A.C. 6A:23A-16.10(c)3, I certify that as of the date of this report no budgetary line item account has encumbrances and expenditures which in total exceed the line item appropriation in violation of 6A:23A-16.10(a).

  
 Patricia A. Martucci, Board Secretary

8-7-17  
 Date

Interim Balance Sheet

ASSETS AND RESOURCES

ASSETS			
101 Cash in checking account		\$	2,213.20
102-106 Other cash equivalents		\$	0.00
Total cash			\$ 2,213.20
111 Investments		\$	0.00
114 Investment interest receivable		\$	0.00
121 Tax levy receivable		\$	0.00
Accounts receivable			
132 Interfund		\$	0.00
141 Intergovernmental - state		\$	0.00
142 Intergovernmental - federal		\$	0.00
143 Intergovernmental - other		\$	0.00
153 Other Accounts Receivable		\$	0.00
			\$ 0.00
Loans receivable			
131 Interfund		\$	0.00
151 Other Loans Receivable		\$	0.00
			\$ 0.00
199 Other current assets		\$	0.00

RESOURCES

301 Estimated revenues (from adjusted budget)		\$	55,000.00
302 Less: revenues collected or accrued		\$	(539.65)
			\$ 54,460.35
<b>TOTAL ASSETS AND RESOURCES</b>			<b>\$ 56,673.55</b>

LIABILITIES AND FUND EQUITY

LIABILITIES

401 Interfund loans payable		\$	0.00
402 Interfund accounts payable		\$	0.00
411 Intergovernmental accounts payable - state		\$	0.00
412 Intergovernmental accounts payable - federal		\$	0.00
413 Intergovernmental accounts payable - other		\$	0.00
421 Accounts payable		\$	0.00
422 Judgments payable		\$	0.00
430 Compensated absences payable		\$	0.00
431 Contracts payable		\$	0.00
451 Loans payable		\$	0.00
481 Deferred revenues		\$	0.00
499 Other current liabilities		\$	0.00
Total liabilities		\$	0.00





**FUND EQUITY**

Appropriated:

753 Reserve for encumbrances - current year			\$	47,256.72	
754 Reserve for encumbrances - prior year			\$	0.00	
760 Other reserves			\$	0.00	
771 Designated Fund Balance			\$	0.00	
601 Appropriations		\$	55,000.00		
602 Less: expenditures	\$	3,859.77			
603 Less: encumbrances	\$	47,256.72	\$	(51,116.49)	\$
Appropriations less expenditures					\$
					51,140.23

Unappropriated:

770 Fund Balance, July 1, 2017			\$	5,533.32	
303 Less: budgeted fund balance			\$	0.00	
Unappropriated fund balance					\$
					5,533.32
Total fund equity					\$
					56,673.55
<b>TOTAL LIABILITIES AND FUND EQUITY</b>					\$
					56,673.55

**RECAPITULATION OF FUND BALANCE - CURRENT YEAR ACTIVITY**

	Budgeted	Actual	Variance
Appropriations	\$ 55,000.00	\$ 51,116.49	\$ 3,883.51
Less: Revenues	\$ (55,000.00)	\$ (539.65)	\$ (54,460.35)
Subtotal	\$ 0.00	\$ 50,576.84	\$ (50,576.84)
Less: adjustment to appropriations for Prior Year Encumbrances	\$ 0.00	\$ 0.00	\$ 0.00
Total current year budgeted fund balance	\$ 0.00	\$ 50,576.84	\$ (50,576.84)
Add: Unappropriated fund balance			\$ 5,533.32
Total of budgeted and unappropriated fund balance			\$ (45,043.52)

**Revenues/Sources of Funds**

Acct Group	Group Title	Budgeted Est.	Transfers	Adj. Budget	Act to Date	Unrealized Under/(Over)
Recap	From Recap of Fund Balance	0.00	0.00	0.00	50,576.84	(50,576.84)
52xx	From Transfers	0.00	0.00	0.00	0.00	0.00
1xxx	From Local Sources	49,500.00	0.00	49,500.00	539.65	48,960.35
2xxx	From Intermediate Sources	0.00	0.00	0.00	0.00	0.00
3xxx	From State Sources	500.00	0.00	500.00	0.00	500.00
4xxx	From Federal Sources	5,000.00	0.00	5,000.00	0.00	5,000.00
5xxx	From Other Sources	0.00	0.00	0.00	0.00	0.00
<b>Grand Totals</b>		<b>55,000.00</b>	<b>0.00</b>	<b>55,000.00</b>	<b>51,116.49</b>	<b>3,883.51</b>

**Fund 50 (Food Service Fund)**

Account Group	Group Title	Original Bgt	New App/Trnsf	Revised Bgt	Expenditures	Encumbrances	Avail Balance	Refunds
Food Service		55,000.00	0.00	55,000.00	3,859.77	47,256.72	3,883.51	0.00
<b>Grand Totals for fund 50:</b>		<b>55,000.00</b>	<b>0.00</b>	<b>55,000.00</b>	<b>3,859.77</b>	<b>47,256.72</b>	<b>3,883.51</b>	<b>0.00</b>

**Revenues Summary**

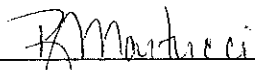
Acct Group	Group Title	Budgeted Est.	Transfers	Adj. Budget	Act to Date	Unrealized Under/(Over)
Recap	From Recap of Fund Balance	0.00	0.00	0.00	50,576.84	(50,576.84)
50-1610-000-000	Daily Sales - Cash Register	20,000.00	0.00	20,000.00	0.00	20,000.00
50-1610-001-000	Daily Sales - PayForIt	29,500.00	0.00	29,500.00	57.95	29,442.05
50-1980-000-000	Food Svc - Prior Year Refunds	0.00	0.00	0.00	479.30	(479.30)
50-1990-000-000	Food Svc - Misc Revenue	0.00	0.00	0.00	2.40	(2.40)
50-3220-000-000	Food Svc - State Reimbursement	500.00	0.00	500.00	0.00	500.00
50-4462-000-000	Food Svc - Fed Reimbursement	5,000.00	0.00	5,000.00	0.00	5,000.00
<b>Grand Totals</b>		<b>55,000.00</b>	<b>0.00</b>	<b>55,000.00</b>	<b>51,116.49</b>	<b>3,883.51</b>

**Minimum Expense General Ledger Report**

**Fund 50 (Food Service Fund)**

Expend. Account #	Account Title	Original Bgt	New App/Trnsf	Revised Bgt	Expenditures	Encumbrances	Avail Balance	Refunds
50-910-400-000	Food Service -Equipment Repair	0.00	0.00	0.00	0.00	0.00	0.00	0.00
50-910-500-000	Food Service - Mgmt Co Exp	50,000.00	0.00	50,000.00	2,743.28	47,256.72	0.00	0.00
50-910-600-000	Food Service -Supplies	1,000.00	0.00	1,000.00	0.00	0.00	1,000.00	0.00
50-910-800-000	Food Service -Miscellaneous	4,000.00	0.00	4,000.00	1,116.49	0.00	2,883.51	0.00
Food Service		55,000.00	0.00	55,000.00	3,859.77	47,256.72	3,883.51	0.00
<b>Grand Totals for fund 50:</b>		<b>55,000.00</b>	<b>0.00</b>	<b>55,000.00</b>	<b>3,859.77</b>	<b>47,256.72</b>	<b>3,883.51</b>	<b>0.00</b>

Pursuant to N.J.A.C. 6A:23A-16.10(c)3, I certify that as of the date of this report no budgetary line item account has encumbrances and expenditures which in total exceed the line item appropriation in violation of 6A:23A-16.10(a).

  
 Patricia A. Martucci, Board Secretary

8-7-17  
 Date

Interim Balance Sheet

ASSETS AND RESOURCES

ASSETS			
101 Cash in checking account		\$ 25,464.58	
102-106 Other cash equivalents		\$ 0.00	
Total cash			\$ 25,464.58
111 Investments			\$ 0.00
114 Investment interest receivable			\$ 0.00
121 Tax levy receivable			\$ 0.00
Accounts receivable			
132 Interfund	\$ 0.00		
141 Intergovernmental - state	\$ 0.00		
142 Intergovernmental - federal	\$ 0.00		
143 Intergovernmental - other	\$ 268.40		
153 Other Accounts Receivable	\$ 42,536.00		
			\$ 42,804.40
Loans receivable			
131 Interfund	\$ 0.00		
151 Other Loans Receivable	\$ 0.00		
			\$ 0.00
199 Other current assets			\$ 0.00
RESOURCES			
301 Estimated revenues (from adjusted budget)		\$ 25,750.00	
302 Less: revenues collected or accrued		\$ (42,824.00)	
			\$ (17,074.00)
TOTAL ASSETS AND RESOURCES			\$ 51,194.98

LIABILITIES AND FUND EQUITY

LIABILITIES			
401 Interfund loans payable			\$ 0.00
402 Interfund accounts payable			\$ 0.00
411 Intergovernmental accounts payable - state			\$ 0.00
412 Intergovernmental accounts payable - federal			\$ 0.00
413 Intergovernmental accounts payable - other			\$ 0.00
421 Accounts payable			\$ 0.00
422 Judgments payable			\$ 0.00
430 Compensated absences payable			\$ 0.00
431 Contracts payable			\$ 0.00
451 Loans payable			\$ 0.00
481 Deferred revenues			\$ 0.00
499 Other current liabilities			\$ 0.00
Total liabilities			\$ 0.00



FUND EQUITY

Appropriated:

753 Reserve for encumbrances - current year			\$	15,750.00	
754 Reserve for encumbrances - prior year			\$	0.00	
760 Other reserves			\$	0.00	
771 Designated Fund Balance			\$	0.00	
601 Appropriations		\$	25,750.00		
602 Less: expenditures	\$	0.00			
603 Less: encumbrances	\$	15,750.00	\$	(15,750.00)	\$
Appropriations less expenditures					\$
					25,750.00

Unappropriated:

770 Fund Balance, July 1, 2017			\$	25,444.98	
303 Less: budgeted fund balance			\$	0.00	
Unappropriated fund balance					\$
					25,444.98
Total fund equity					\$
					51,194.98
					\$
					51,194.98

TOTAL LIABILITIES AND FUND EQUITY

RECAPITULATION OF FUND BALANCE - CURRENT YEAR ACTIVITY

	Budgeted	Actual	Variance
Appropriations	\$ 25,750.00	\$ 15,750.00	\$ 10,000.00
Less: Revenues	\$ (25,750.00)	\$ (42,824.00)	\$ 17,074.00
Subtotal	\$ 0.00	\$ (27,074.00)	\$ 27,074.00
Less: adjustment to appropriations for Prior Year Encumbrances	\$ 0.00	\$ 0.00	\$ 0.00
Total current year budgeted fund balance	\$ 0.00	\$ (27,074.00)	\$ 27,074.00
Add: Unappropriated fund balance			\$ 25,444.98
Total of budgeted and unappropriated fund balance			\$ 52,518.98

**Revenues/Sources of Funds**

Acct Group	Group Title	Budgeted Est.	Transfers	Adj. Budget	Act to Date	Unrealized Under/(Over)
Recap	From Recap of Fund Balance	0.00	0.00	0.00	(27,074.00)	27,074.00
52xx	From Transfers	0.00	0.00	0.00	0.00	0.00
1xxx	From Local Sources	25,750.00	0.00	25,750.00	42,824.00	(17,074.00)
2xxx	From Intermediate Sources	0.00	0.00	0.00	0.00	0.00
3xxx	From State Sources	0.00	0.00	0.00	0.00	0.00
4xxx	From Federal Sources	0.00	0.00	0.00	0.00	0.00
5xxx	From Other Sources	0.00	0.00	0.00	0.00	0.00
<b>Grand Totals</b>		<b>25,750.00</b>	<b>0.00</b>	<b>25,750.00</b>	<b>15,750.00</b>	<b>10,000.00</b>

**Fund 60 (Preschool Fund)**

Account Group	Group Title	Original Bgt	New App/Tmsf	Revised Bgt	Expenditures	Encumbrances	Avail Balance	Refunds
PRE-K - GenEd (Tuition)		25,750.00	0.00	25,750.00	0.00	15,750.00	10,000.00	0.00
<b>Grand Totals for fund 60:</b>		<b>25,750.00</b>	<b>0.00</b>	<b>25,750.00</b>	<b>0.00</b>	<b>15,750.00</b>	<b>10,000.00</b>	<b>0.00</b>

**Revenues Summary**


Acct Group	Group Title	Budgeted Est.	Transfers	Adj. Budget	Act to Date	Unrealized Under/(Over)
Recap	From Recap of Fund Balance	0.00	0.00	0.00	(27,074.00)	27,074.00
60-1310-105-000	PRE-K TUITION	25,750.00	0.00	25,750.00	42,824.00	(17,074.00)
60-1310-110-000	KWRAP TUITION	0.00	0.00	0.00	0.00	0.00
60-1620-910-000	Food Service Revenue	0.00	0.00	0.00	0.00	0.00
60-1990-000-000	MISCELLANEOUS	0.00	0.00	0.00	0.00	0.00
<b>Grand Totals</b>		<b>25,750.00</b>	<b>0.00</b>	<b>25,750.00</b>	<b>15,750.00</b>	<b>10,000.00</b>

**Minimum Expense General Ledger Report**

**Fund 60 (Preschool Fund)**

Expend. Account #	Account Title	Original Bgt	New App/Tmsf	Revised Bgt	Expenditures	Encumbrances	Avail Balance	Refunds
60-105-100-100	PRE-K SALARIES	15,750.00	0.00	15,750.00	0.00	15,750.00	0.00	0.00
60-105-100-270	HEALTH/DENTAL BENEFITS	10,000.00	0.00	10,000.00	0.00	0.00	10,000.00	0.00
60-105-100-600	PRE-K SUPPLIES	0.00	0.00	0.00	0.00	0.00	0.00	0.00
PRE-K - GenEd (Tuition)		25,750.00	0.00	25,750.00	0.00	15,750.00	10,000.00	0.00
<b>Grand Totals for fund 60:</b>		<b>25,750.00</b>	<b>0.00</b>	<b>25,750.00</b>	<b>0.00</b>	<b>15,750.00</b>	<b>10,000.00</b>	<b>0.00</b>

Pursuant to N.J.A.C. 6A:23A-16.10(c)3, I certify that as of the date of this report no budgetary line item account has encumbrances and expenditures which in total exceed the line item appropriation in violation of 6A:23A-16.10(a).



Patricia A. Martucci, Board Secretary

8-7-17

Date