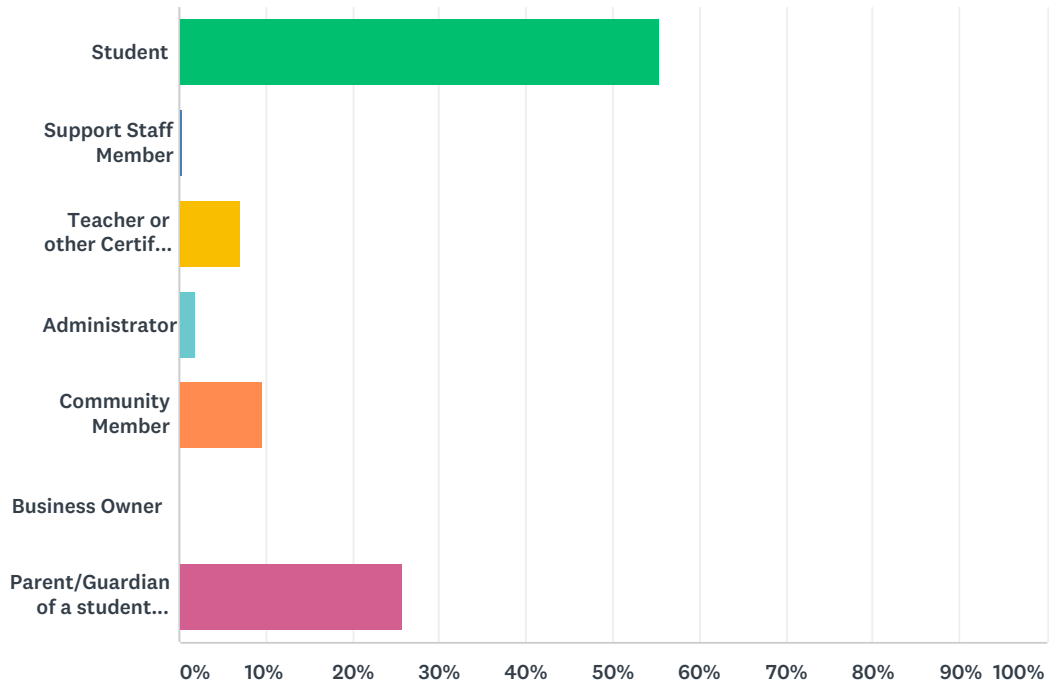


Q1 Please indicate the group(s) that best represent(s) you as you complete this survey.

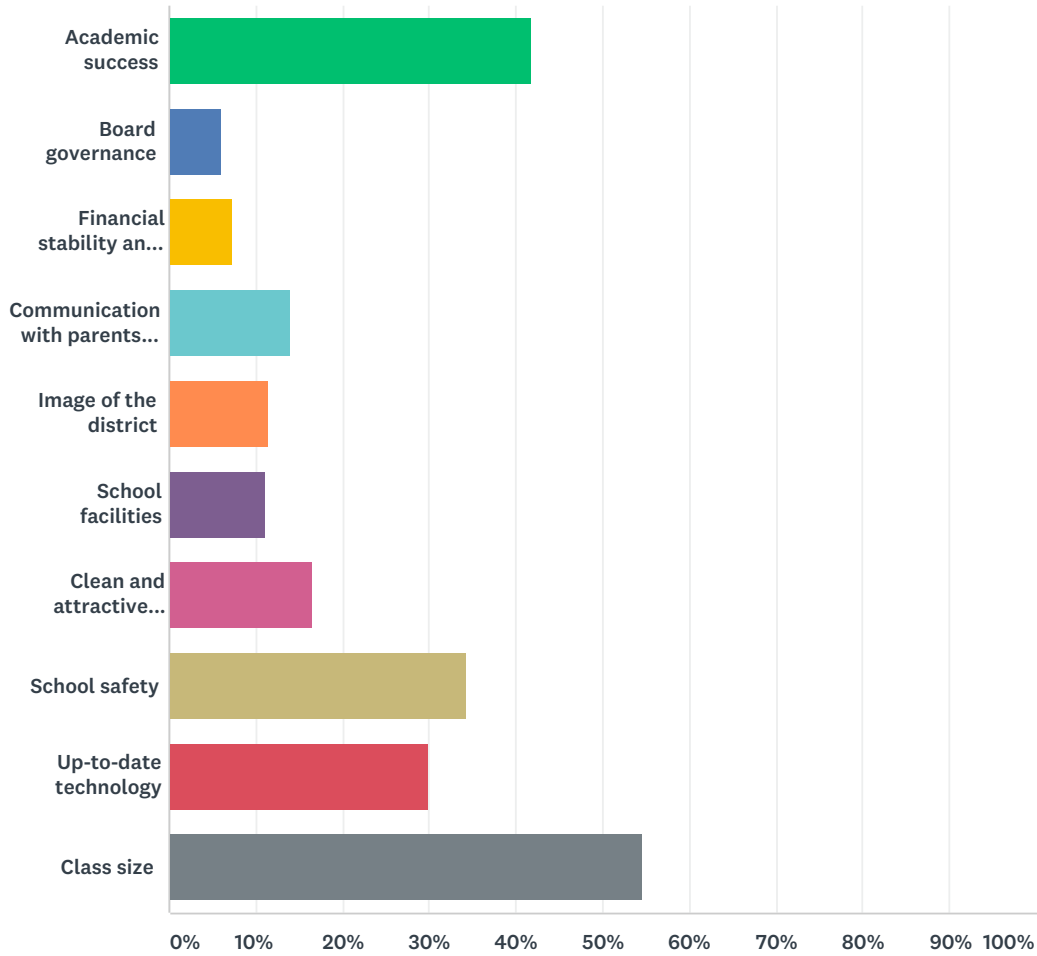
Answered: 280 Skipped: 3



ANSWER CHOICES	RESPONSES	
Student	55.36%	155
Support Staff Member	0.36%	1
Teacher or other Certified Staff Member	7.14%	20
Administrator	1.79%	5
Community Member	9.64%	27
Business Owner	0.00%	0
Parent/Guardian of a student currently in the Franklin Township School District	25.71%	72
TOTAL		280

Q2 Currently, which of the following organizational areas do you consider to be the top strengths of the Franklin Township School District? Choose at least one response but no more than three.

Answered: 277 Skipped: 6



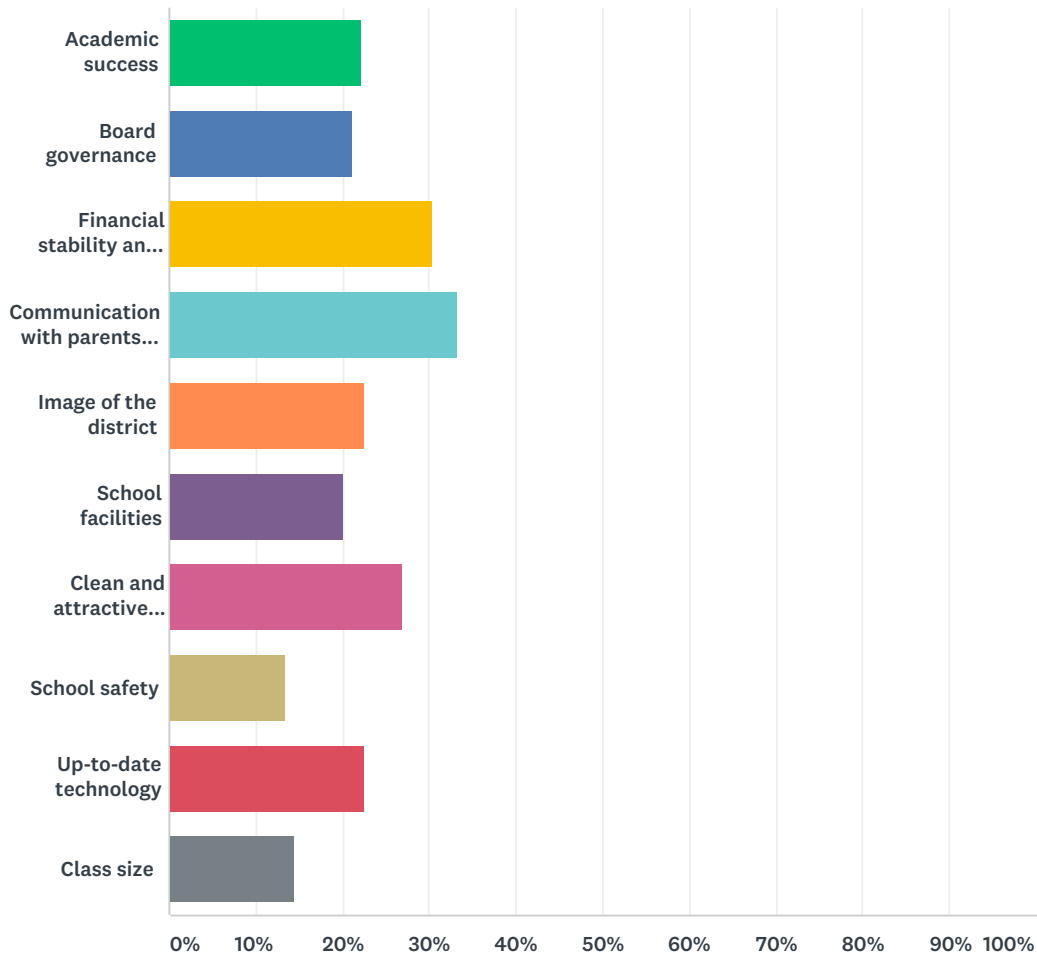
ANSWER CHOICES	RESPONSES	
Academic success	41.88%	116
Board governance	6.14%	17
Financial stability and fiscal management	7.22%	20
Communication with parents and community	14.08%	39
Image of the district	11.55%	32
School facilities	11.19%	31
Clean and attractive schools	16.61%	46
School safety	34.30%	95
Up-to-date technology	29.96%	83
Class size	54.51%	151

Franklin Township School District Strategic Plan Survey

Total Respondents: 277

**Q3 Currently, which of the following organizational areas do you consider to be the top challenges of the Franklin Township School District?
Choose at least one response but no more than three.**

Answered: 270 Skipped: 13



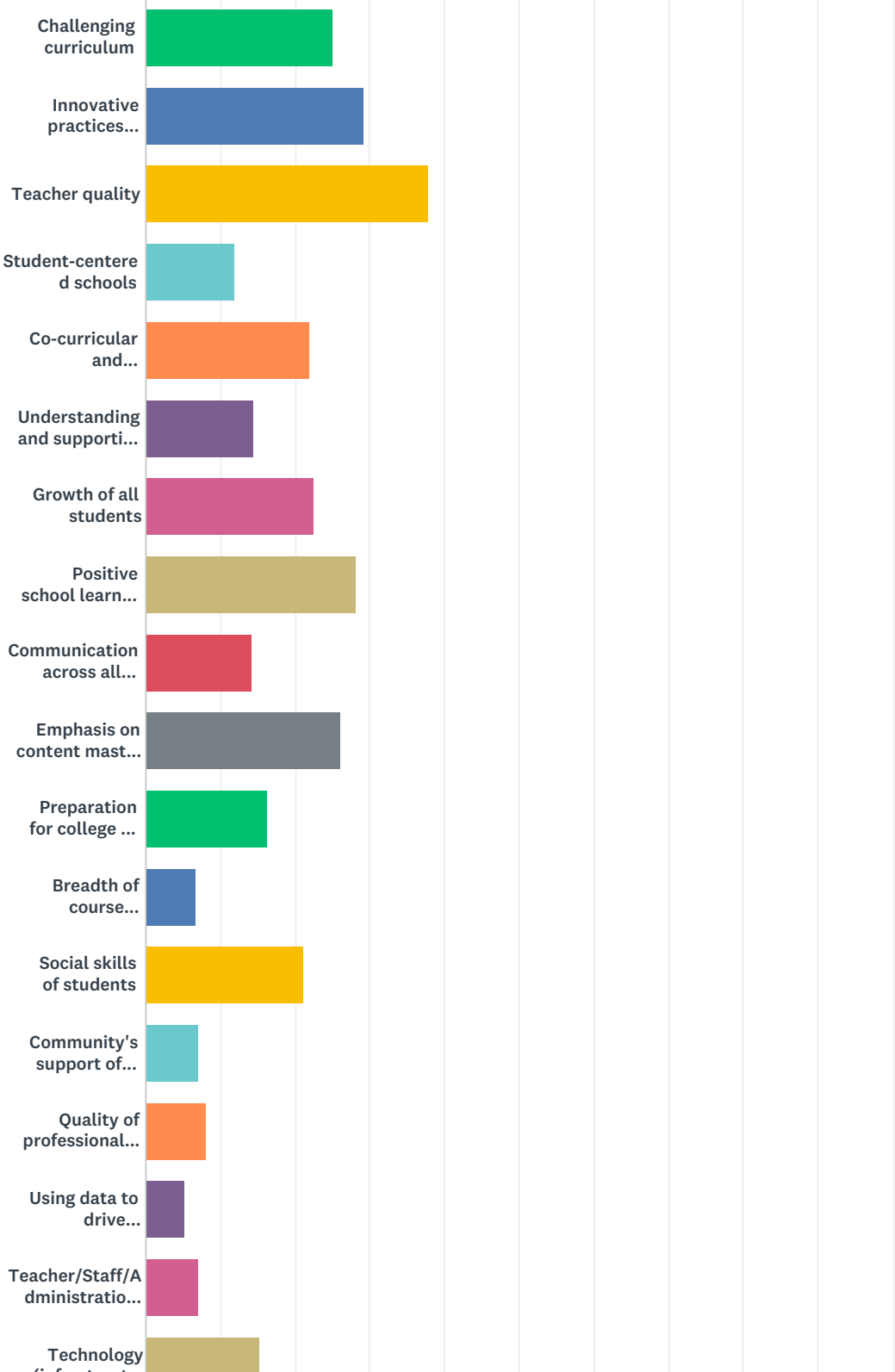
ANSWER CHOICES	RESPONSES	
Academic success	22.22%	60
Board governance	21.11%	57
Financial stability and fiscal management	30.37%	82
Communication with parents and community	33.33%	90
Image of the district	22.59%	61
School facilities	20.00%	54
Clean and attractive schools	27.04%	73
School safety	13.33%	36
Up-to-date technology	22.59%	61
Class size	14.44%	39

Franklin Township School District Strategic Plan Survey

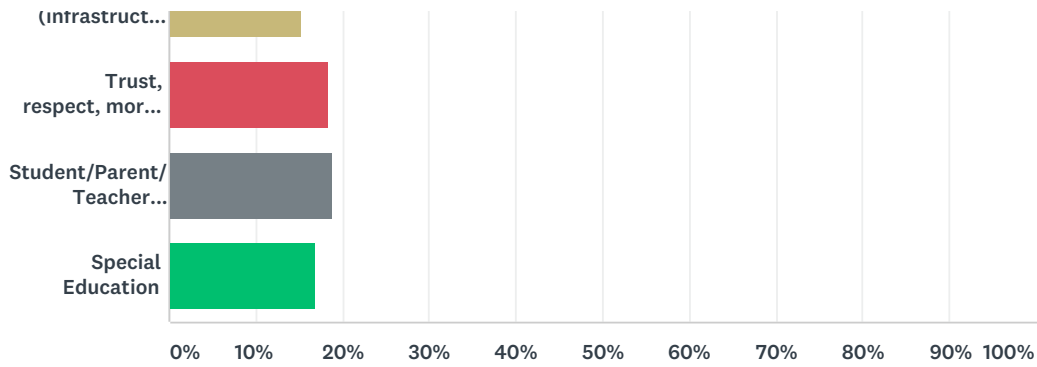
Total Respondents: 270

Q4 Which of the following areas do you consider to be the top educational priorities for the Franklin Township School District for the next five years? Choose at least one response and no more than five.

Answered: 283 Skipped: 0



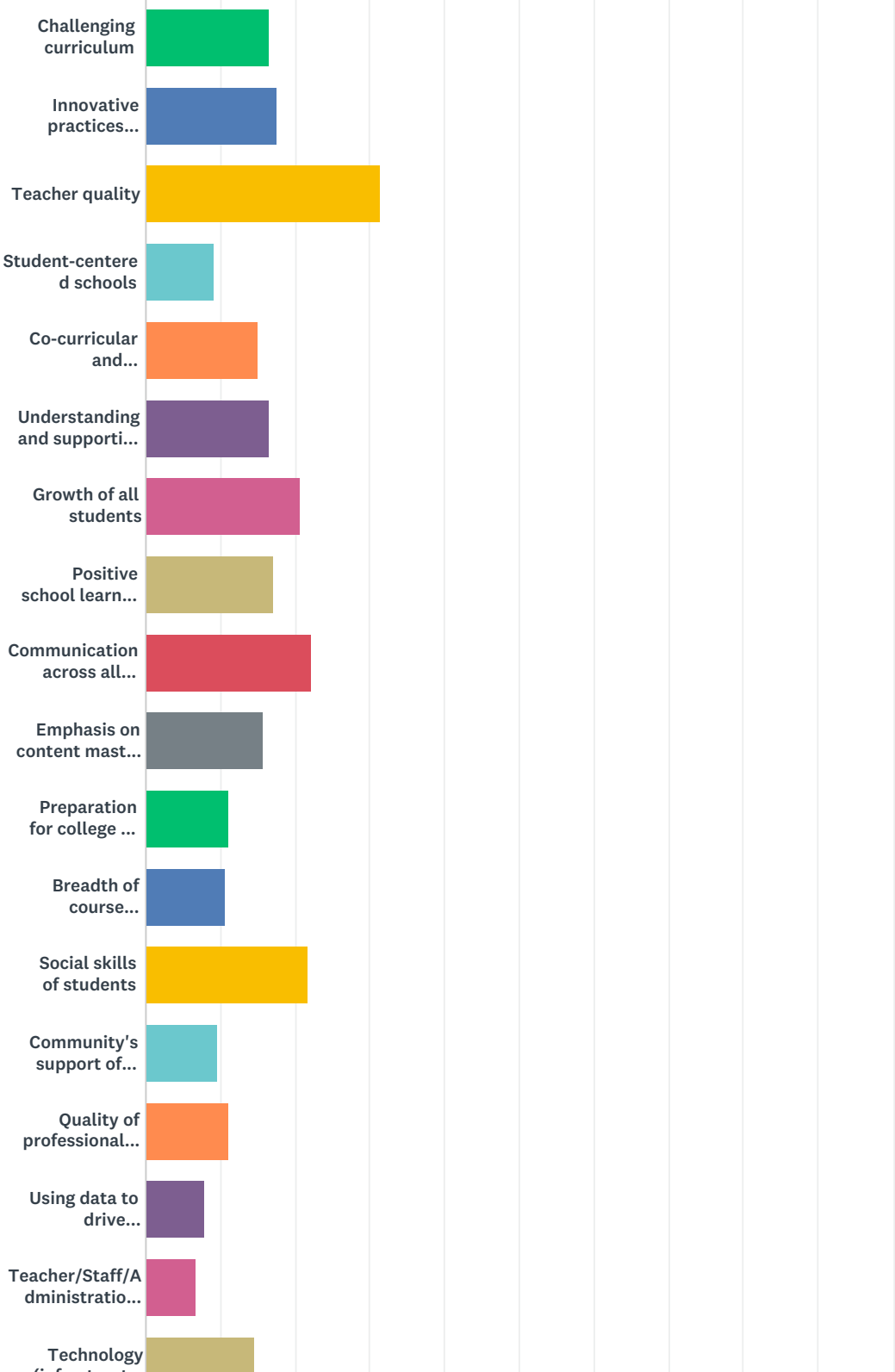
Franklin Township School District Strategic Plan Survey



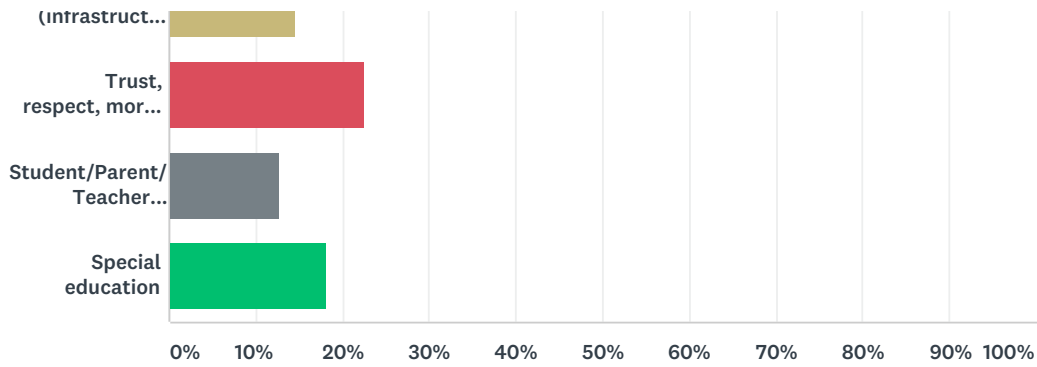
ANSWER CHOICES	RESPONSES	
Challenging curriculum	25.09%	71
Innovative practices (communication, creativity, critical thinking, problem solving and media/technology literacy)	29.33%	83
Teacher quality	37.81%	107
Student-centered schools	12.01%	34
Co-curricular and Extra-curricular activities	21.91%	62
Understanding and supporting diversity	14.49%	41
Growth of all students	22.61%	64
Positive school learning environment	28.27%	80
Communication across all levels of the district	14.13%	40
Emphasis on content mastery rather than test scores	26.15%	74
Preparation for college (or other post-graduation plans)	16.25%	46
Breadth of course offerings	6.71%	19
Social skills of students	21.20%	60
Community's support of education	7.07%	20
Quality of professional development for staff	8.13%	23
Using data to drive decision-making	5.30%	15
Teacher/Staff/Administration accessibility	7.07%	20
Technology (infrastructure, keeping pace across the district)	15.19%	43
Trust, respect, morale across the district	18.37%	52
Student/Parent/Teacher Relationships	18.73%	53
Special Education	16.96%	48
Total Respondents: 283		

Q5 Which of the following areas do you consider to be the top educational challenges for the Franklin Township School District for the next five years? Choose at least one response and no more than five.

Answered: 280 Skipped: 3



Franklin Township School District Strategic Plan Survey



ANSWER CHOICES	RESPONSES	
Challenging curriculum	16.43%	46
Innovative practices (communication, creativity, critical thinking, problem solving and media /technology literacy)	17.50%	49
Teacher quality	31.43%	88
Student-centered schools	9.29%	26
Co-curricular and Extra-curricular activities	15.00%	42
Understanding and supporting diversity	16.43%	46
Growth of all students	20.71%	58
Positive school learning environment	17.14%	48
Communication across all levels of the district	22.14%	62
Emphasis on content mastery rather than test scores	15.71%	44
Preparation for college (or other post-graduation plans)	11.07%	31
Breadth of course offerings	10.71%	30
Social skills of students	21.79%	61
Community's support of education	9.64%	27
Quality of professional development for staff	11.07%	31
Using data to drive decision-making	7.86%	22
Teacher/Staff/Administration accessibility	6.79%	19
Technology (infrastructure, keeping pace across the district)	14.64%	41
Trust, respect, morale across the district	22.50%	63
Student/Parent/Teacher Relationships	12.86%	36
Special education	18.21%	51
Total Respondents: 280		